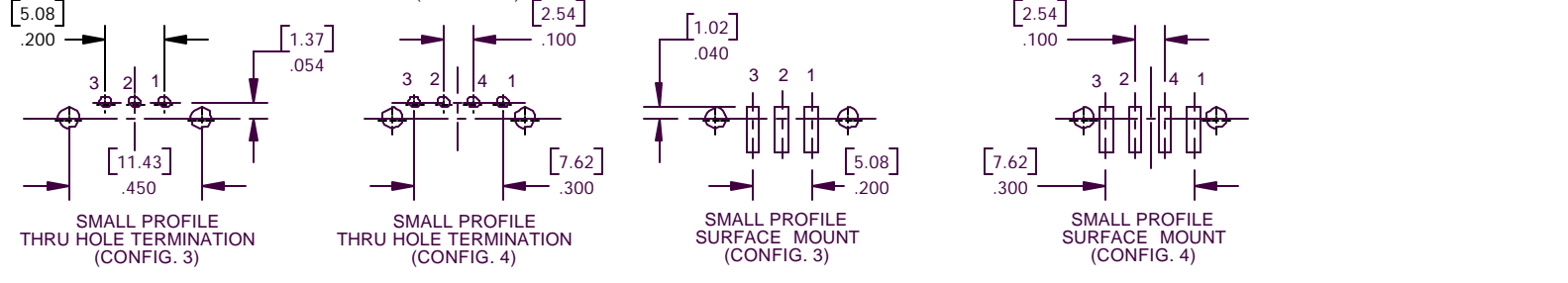
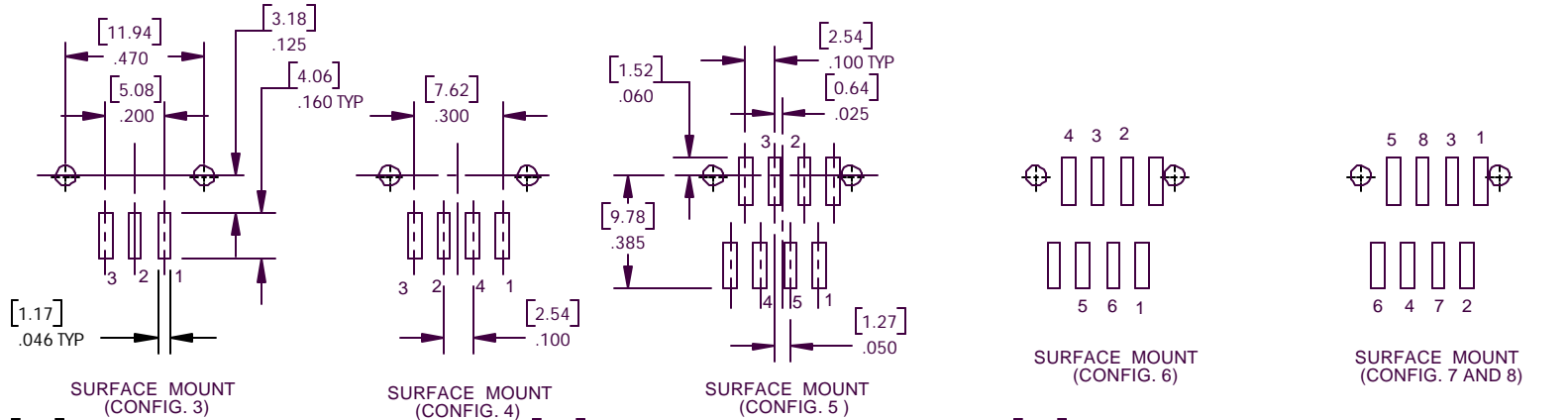
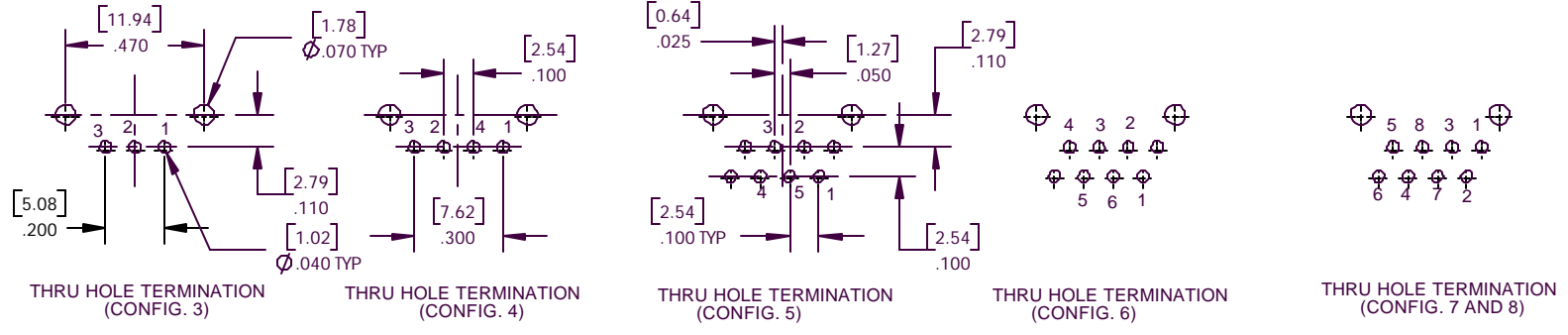
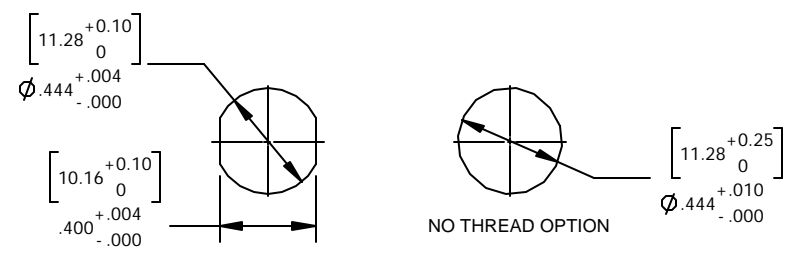


CONTACT CONFIGURATIONS (FRONT VIEW)



RECOMMENDED PC BOARD LAYOUTS



RECOMMENDED PANEL CUTOUT

- NOTES:**
- THIS IS A DRAWING FOR A NEW PRODUCT BULLETIN. IT WILL BE REDUCED APPROXIMATELY 50% FOR REPRODUCTION.
 - THE SMALLER BORDER IS FOR NO REDUCTION i.e. 1:1 SCALE (SMALL ASSEMBLIES). DELETE THIS BORDER IF YOU ARE USING A 50% REDUCTION (LARGE ASSEMBLIES).
 - ALL OF THE VIEWS AND NOTES MUST FIT INSIDE THE OUTLINED AREA.
 - TEXT HEIGHT:
 - ALL DIMENSIONS AND NOTES SHOULD BE 0.125 HIGH TEXT.
 - HEADINGS SHOULD BE 0.187 HIGH TEXT.
 - FOR SPECIAL DESIGNATIONS THE HEIGHT SHOULD BE NO SMALLER THAN 0.010.
 - PUT ALL DIMENSIONS ON A LAYER CALLED "DIMS".
 - PUT ALL NOTES ON A LAYER CALLED "NOTES".

APPROVED BY:

NPB547

SCALE 2.5:1	Switchcraft [®]	
DATE DRAWN 11-10-00		
DRAWN BY MA	PART No. TRASM5M-2	REV 0C