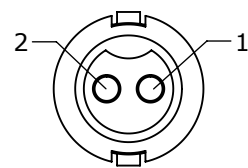


CUSTOMER PRINT

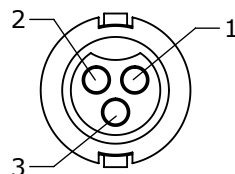
PART NUMBER: 16282-XPG-3XX

KIT P/N	NO. OF CONTACTS
16282-2PG-3XX	2 #20
16282-3PG-3XX	3 #20
16282-XPG-3XX	

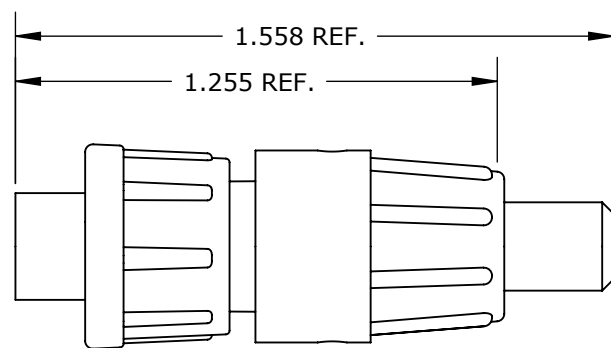
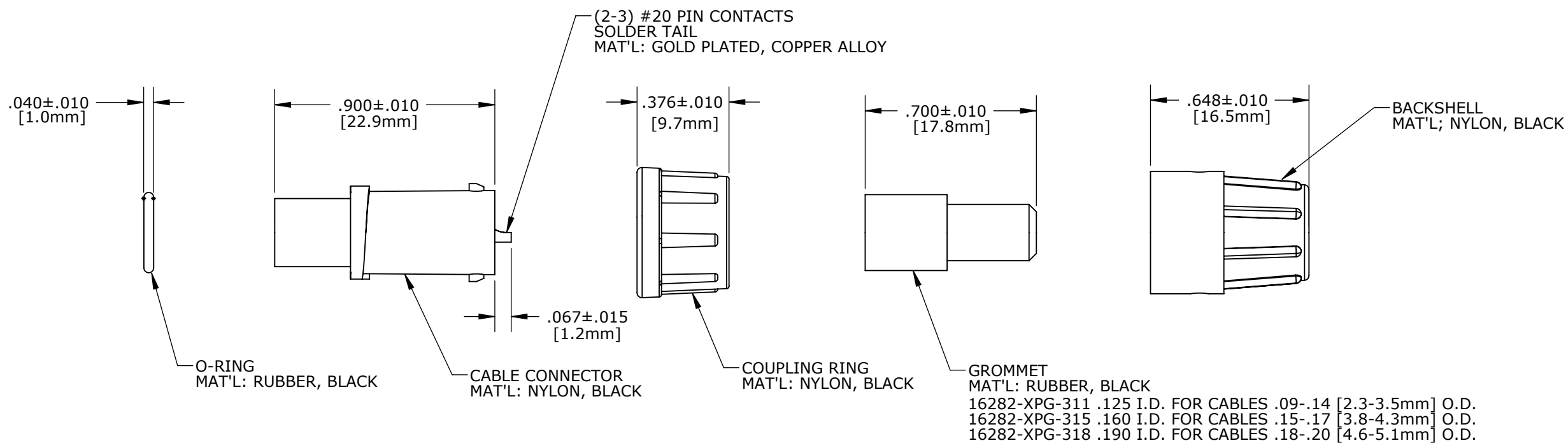
- NOTES:
 1. ALL PARTS TO BE BULK PACKED.
 2. CONTACTS ARE ASSEMBLED INTO CONNECTOR
 3. SEE DRAWING HPMCSTD FOR HOLE PATTERN.



FACE VIEW
16282-2PG-3XX



FACE VIEW
16282-3PG-3XX



ASSEMBLED VIEW
FOR CUSTOMER REF. ONLY

DIMENSIONS IS BRACKETS [] ARE METRIC

CUSTOMER APPROVAL

THIS DOCUMENT CONTAINS CONFIDENTIAL INFORMATION PROPRIETARY TO CONXALL CORPORATION. ANY REPRODUCTION, DISCLOSURE, OR USE OF THIS DOCUMENT /INFORMATION IS EXPRESSLY PROHIBITED UNLESS AUTHORIZED IN WRITING BY CONXALL CORPORATION.

APPROVED BY: _____
 DATE: _____

RoHS COMPLIANT

B	AN	02-09-11	ADDED MATERIAL AND NOTE 3 PER DOR 11-E149SL
A	AN	12-02-10	DRAWING CREATED PER DOR 10-E149SL
REV.	INIT.	DATE	DESCRIPTION
ALL INFORMATION ILLUSTRATED IS THE PROPERTY OF "CONXALL CORPORATION". UNAUTHORIZED DUPLICATION OR DISTRIBUTION OF THIS DOCUMENT IS PROHIBITED.		ORIG. DRAWN BY: AN	DATE: 12-02-10
ALL UNITS ARE IN FEET, INCHES, FRACTION OF INCHES AND DECIMALS.		CHECKED BY:	 601 E. WILDWOOD VILLA PARK, IL 60181
- CRITICAL CHARACTERISTIC FLAG PER SPEC. XXXX		APPROVED BY:	
SCALE	SIZE	SHEET	TITLE:
NTS	B	1 OF 1	CABLE CONNECTOR KIT (2-3) #20 PIN CONTACTS, SOLDER TAIL MICRO-CON-X
FILE:	DIRECTORY:	PART NUMBER:	CUSTOMER: STANDARD PRODUCT
16282-XPG-3XX	SLW	16282-XPG-3XX	REV B