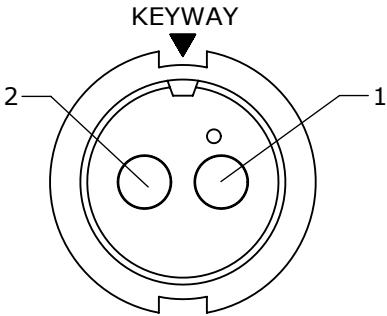


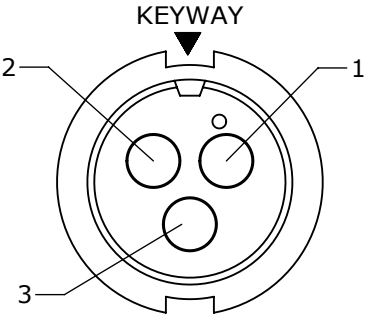
NOTES:  
1. PARTS TO BE BULK PACKED  
2. CONTACTS ARE ASSEMBLED INTO CONNECTOR.  
3. SEE DRAWING HPMUSTD FOR HOLE PATTERN.

KIT PART NO.	NO. OF CONTACT
3182-2SG-5XX	(2)-#12
3182-3SG-5XX	(3)-#12
3182-4SG-5XX	(4)-#12

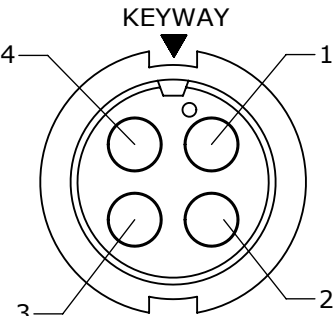
KIT PART NO.	GROMMET FOR CABLE
3182-XSG-515	.156 I.D. FOR CABLE .15-.17 O.D.
3182-XSG-518	.187 I.D. FOR CABLE .18-.20 O.D.
3182-XSG-521	.225 I.D. FOR CABLE .21-.23 O.D.
3182-XSG-524	.250 I.D. FOR CABLE .24-.27 O.D.
3182-XSG-528	.285 I.D. FOR CABLE .28-.29 O.D.
3182-XSG-530	.312 I.D. FOR CABLE .30-.32 O.D.



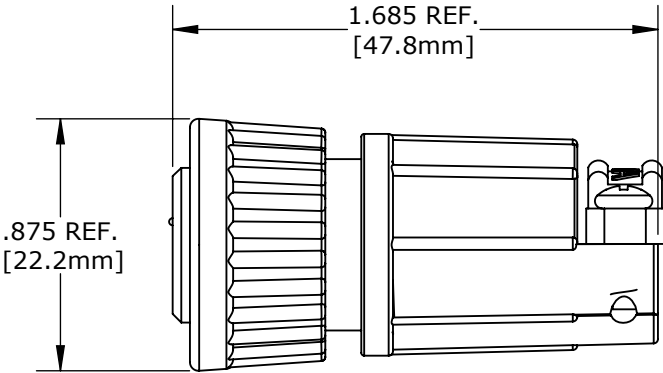
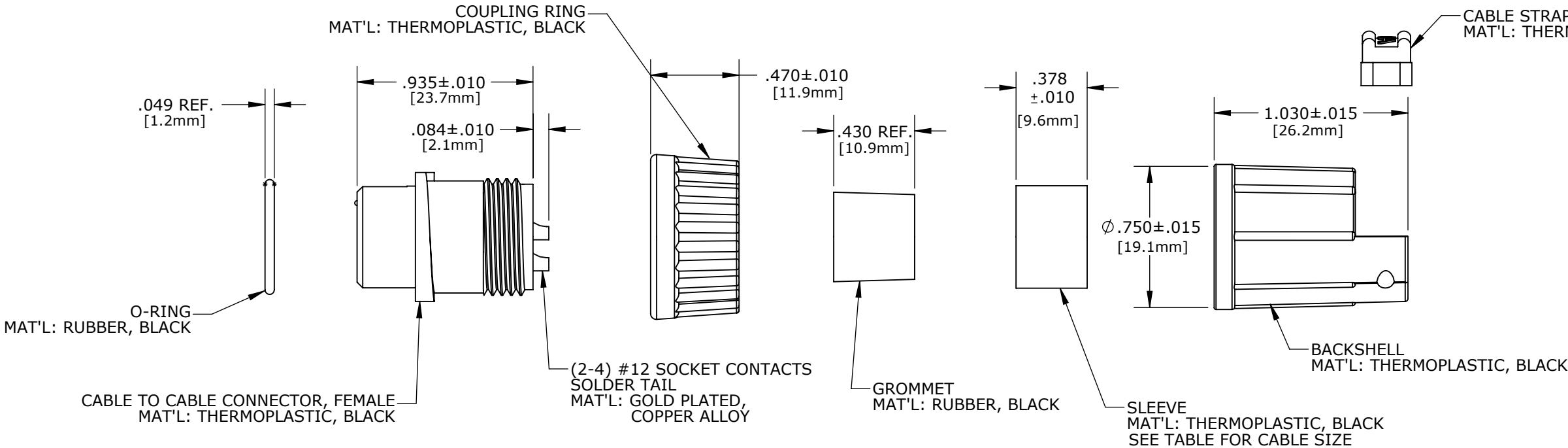
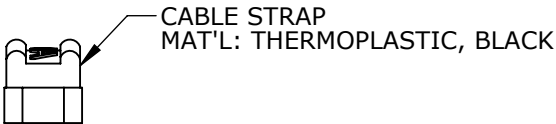
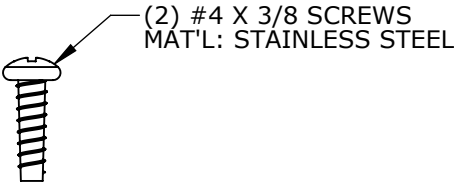
MATING FACE  
ASS'Y: 3182-2SG-5XX



MATING FACE  
ASS'Y: 3182-3SG-5XX



MATING FACE  
ASS'Y: 3182-4SG-5XX



SHOWN ASSEMBLED KIT  
FOR CUSTOMER REFERENCE ONLY

DIMENSIONS IN BRACKET [ ] ARE METRIC.

CUSTOMER APPROVAL

THIS DOCUMENT CONTAINS CONFIDENTIAL INFORMATION PROPRIETARY TO CONXALL CORPORATION. ANY REPRODUCTION, DISCLOSURE, OR USE OF THIS DOCUMENT /INFORMATION IS EXPRESSLY PROHIBITED UNLESS AUTHORIZED IN WRITING BY CONXALL CORPORATION.

APPROVED BY: \_\_\_\_\_

DATE: \_\_\_\_\_

RoHS COMPLIANT

A	AN	10-26-12	DRAWING CREATED PER DOR 12-E149SL #39				
REV.	INIT.	DATE	DESCRIPTION				
<div>ALL INFORMATION ILLUSTRATED IS THE PROPERTY OF "CONXALL CORPORATION". UNAUTHORIZED DUPLICATION OR DISTRIBUTION OF THIS DOCUMENT IS PROHIBITED.</div> <div>ALL UNITS ARE IN FEET, INCHES, FRACTION OF INCHES AND DECIMALS.</div> <div>= CRITICAL CHARACTERISTIC FLAG PER SPEC. XXXX</div>			ORIG. DRAWN BY:	DATE:	<div>conxall</div> <div>601 E. WILDWOOD VILLA PARK, IL 60181</div>		
			AN	10-25-12			
			CHECKED BY:				
			APPROVED BY:		<div>TITLE: CONNECTOR ASSEMBLY KIT</div> <div>#12 SOCKET CONTACTS, SOLDER TAIL</div> <div>MULTI-CON-X</div> <div>CUSTOMER: STANDARD PRODUCT</div>		
			SCALE	SIZE			SHEET
			NTS	B			1 OF 1
			FILE:	DIRECTORY:	PART NUMBER:	REV	
			3182-XSG-5XX	SLW	3182-XSG-5XX	A	