

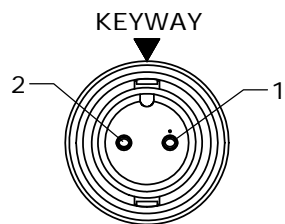
NOTES:

1. FINISHED CABLE ASSEMBLY TO BE COILED
2. OVERMOLD BOOT MATERIAL: PVC, BLACK
3. ELECTRICAL TEST: 100% CONTINUITY
4. ALL DIMENSIONS ARE REFERENCE EXCEPT THOSE WITH A TOLERANCE

ASS'Y P/N	NO. OF POS.	"X" DIM.
CA62802S07990	2	6 FT. 7 IN. ± 2 IN. [2M]
CA62803S07990	3	
CA62804S07990	4	
CA62805S07990	5	
CA62806S07990	6	
CA62807S07990	7	
CA62808S07990	8	
CA6280X S XXX90		

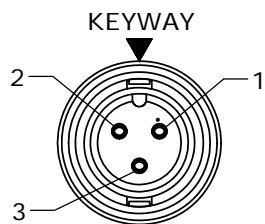
CABLE LENGTH IN "INCHES"

NO OF POSITIONS



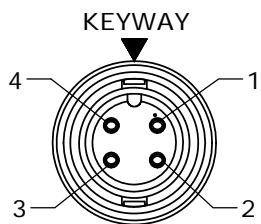
FACE VIEW

P/N: CA62802SXXX90



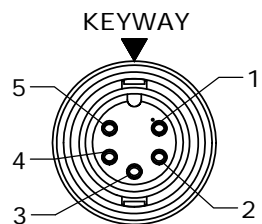
FACE VIEW

P/N: CA62803SXXX90



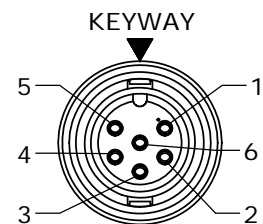
FACE VIEW

P/N: CA62804SXXX90



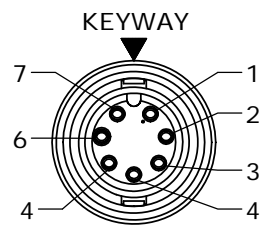
FACE VIEW

P/N: CA62805SXXX90



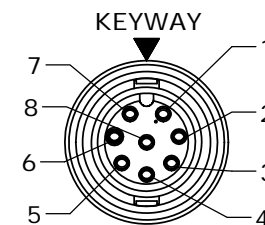
FACE VIEW

P/N: CA62806SXXX90



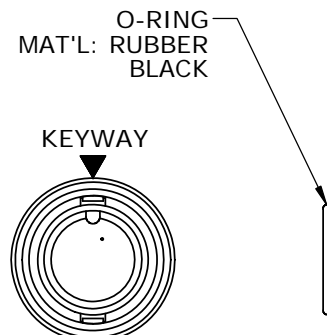
FACE VIEW

P/N: CA62807SXXX90

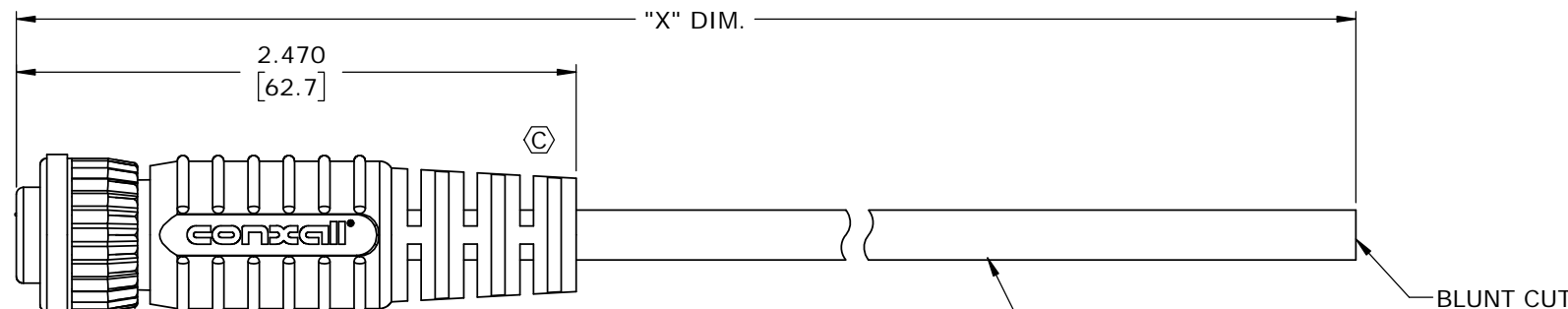


FACE VIEW

P/N: CA62808SXXX90



END "A" FACE VIEW



CUSTOMER PRINT

PART NUMBER: CA6280X~~S~~XXX90

ASSY P/N	CABLE	COLOR CODE END "A"									
CA62802SXXX90	2/20 AWG O.D. 0.215 REF	COLOR CODE									
		POS. 1	POS. 2								
CA62803SXXX90	3/20 AWG O.D. 0.220 REF	WIRE COLOR CODE									
		POS. 1	POS. 2	POS. 3							
		BLK	WHT	GRN							
CA62804SXXX90	4/20 AWG O.D. 0.235 REF	WIRE COLOR CODE									
		POS. 1	POS. 2	POS. 3	POS. 4						
		BLK	WHT	GRN	RED						
		CA62805SXXX90	5/20 AWG O.D. 0.255 REF	WIRE COLOR CODE							
POS. 1	POS. 2			POS. 3	POS. 4	POS. 5					
BLK	WHT			GRN	RED	BLU					
CA62806SXXX90	6/20 AWG O.D. 0.275 REF			WIRE COLOR CODE							
				POS. 1	POS. 2	POS. 3	POS. 4	POS. 5	POS. 6		
		BLK	WHT	GRN	RED	BLU	VIO				
		CA62807SXXX90	8/20 AWG O.D. 0.300 REF	WIRE COLOR CODE							
				POS. 1	POS. 2	POS. 3	POS. 4	POS. 5	POS. 6	POS. 7	
				BLK	WHT	GRN	RED	BLU	VIO	GRY	
CA62808SXXX90	8/20 AWG O.D. 0.300 REF			WIRE COLOR CODE							
				POS. 1	POS. 2	POS. 3	POS. 4	POS. 5	POS. 6	POS. 7	POS. 8
				BLK	WHT	GRN	RED	BLU	VIO	GRY	BRN

CUSTOMER APPROVAL

THIS DOCUMENT CONTAINS CONFIDENTIAL INFORMATION PROPRIETARY TO CONXALL CORPORATION. ANY REPRODUCTION, DISCLOSURE, OR USE OF THIS DOCUMENT /INFORMATION IS EXPRESSLY PROHIBITED UNLESS AUTHORIZED IN WRITING BY CONXALL CORPORATION.

APPROVED BY: _____
DATE: _____

RoHS COMPLIANT

DIMENSIONS IN BRACKET [] ARE METRIC.

REV.	INIT.	DATE	DESCRIPTION
C	BDS	1-2-18	CNGD OVERMOLD TO FLEX STYLE PER DOR 15-6865CS-1 & ECR 9250
B	AN	10-26-16	UPDATED MANUFACTURING DRAWING PER ECR 9122
A	AN	06-07-16	DRAWING CREATED PER DOR 16-7414JP

<small>ALL INFORMATION ILLUSTRATED IS THE PROPERTY OF "CONXALL CORPORATION". UNAUTHORIZED DUPLICATION OR DISTRIBUTION OF THIS DOCUMENT IS PROHIBITED.</small>	ORIG. DRAWN BY: AN DATE: 05-25-16 CHECKED BY:	<p>601 E. WILDWOOD VILLA PARK, IL 60181</p>
<small>ALL UNITS ARE IN FEET, INCHES, FRACTION OF INCHES AND DECIMALS.</small>	APPROVED BY: _____ TITLE: CABLE ASSEMBLY (2-8) #20 SOCKET CONTACTS MINI-CON-X STANDARD PRODUCT CUSTOMER:	
<small>- CRITICAL CHARACTERISTIC FLAG PER SPEC. XXXX</small>	SCALE: NTS SIZE: B SHEET: 1 OF 1 FILE: CA6280X S XXX90 DIRECTORY: SLW	PART NUMBER: CA6280X S XXX90 REV: C