

CUSTOMER PRINT

PART NUMBER: CA6380XPXXX90

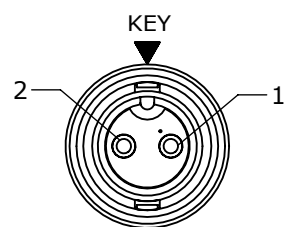
NOTES:

1. FINISHED CABLE ASSEMBLY TO BE COILED
2. OVERMOLD BOOT MATERIAL: PVC, BLACK
3. ELECTRICAL TEST: 100% CONTINUITY

ASS'Y P/N	NO. OF POS.	"X" DIM.
CA63802P07990	2	6 FT. 7 IN. ±2 IN. [2M]
CA63803P07990	3	
CA63804P07990	4	
CA6380XPXXX90		

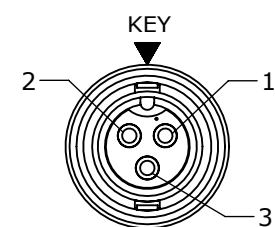
CABLE LENGTH IN "INCHES"

NO OF POSITIONS



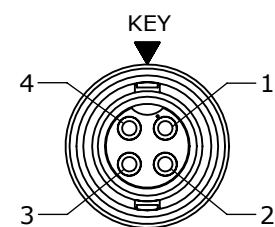
FACE VIEW

P/N: CA63802PXXX90



FACE VIEW

P/N: CA63803PXXX90

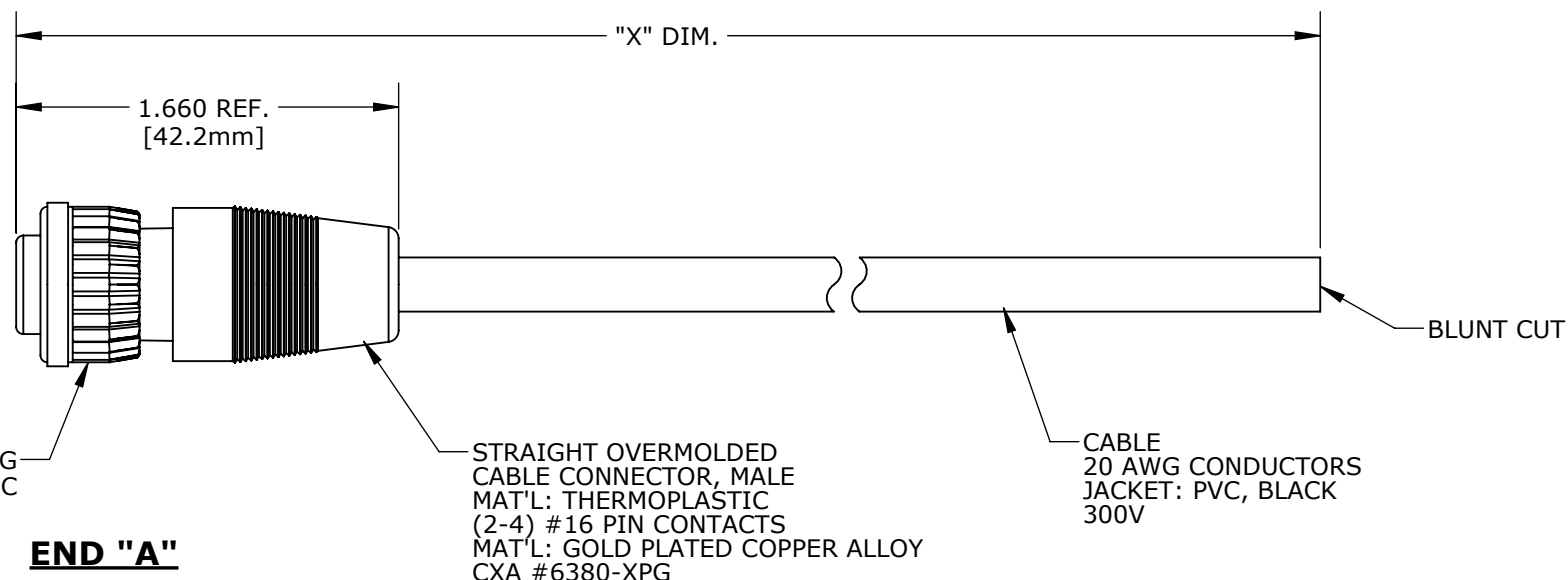


FACE VIEW

P/N: CA63804PXXX90

O-RING
MAT'L: RUBBER

COUPLING RING
MAT'L: THERMOPLASTIC



END "A"

STRAIGHT OVERMOLDED
CABLE CONNECTOR, MALE
MAT'L: THERMOPLASTIC
(2-4) #16 PIN CONTACTS
MAT'L: GOLD PLATED COPPER ALLOY
CXA #6380-XPG

CABLE
20 AWG CONDUCTORS
JACKET: PVC, BLACK
300V

BLUNT CUT

DIMENSIONS IN BRACKET [] ARE METRIC.

CUSTOMER APPROVAL

THIS DOCUMENT CONTAINS CONFIDENTIAL INFORMATION PROPRIETARY TO CONXALL CORPORATION. ANY REPRODUCTION, DISCLOSURE, OR USE OF THIS DOCUMENT /INFORMATION IS EXPRESSLY PROHIBITED UNLESS AUTHORIZED IN WRITING BY CONXALL CORPORATION.

APPROVED BY: _____

DATE: _____

RoHS COMPLIANT

ASSY P/N	CABLE	COLOR CODE END "A"			
CA63802PXXX90	2/20 AWG O.D. 0.215 REF	COLOR CODE			
		POS. 1	POS. 2		
		BLK	WHT		
CA63803PXXX90	3/20 AWG O.D. 0.220 REF	WIRE COLOR CODE			
		POS. 1	POS. 2	POS. 3	
		BLK	WHT	GRN	
CA63804PXXX90	4/20 AWG O.D. 0.235 REF	WIRE COLOR CODE			
		POS. 1	POS. 2	POS. 3	POS. 4
		BLK	WHT	GRN	RED

REV.	INIT.	DATE	DESCRIPTION
A	AN	06-07-16	DRAWING CREATED PER DOR 16-7414JP

ALL INFORMATION ILLUSTRATED IS THE PROPERTY OF "CONXALL CORPORATION". UNAUTHORIZED DUPLICATION OR DISTRIBUTION OF THIS DOCUMENT IS PROHIBITED.	ORIG. DRAWN BY: AN DATE: 05-25-16 CHECKED BY:	601 E. WILDWOOD VILLA PARK, IL 60181
ALL UNITS ARE IN FEET, INCHES, FRACTION OF INCHES AND DECIMALS.	APPROVED BY: SCALE: NTS SIZE: B SHEET: 1 OF 1 FILE: CA6380XPXXX90 DIRECTORY: SLW	
TITLE: CABLE ASSEMBLY (2-4) #16 PIN CONTACTS MINI-CON-X CUSTOMER: STANDARD PRODUCT PART NUMBER: CA6380XPXXX90		REV A