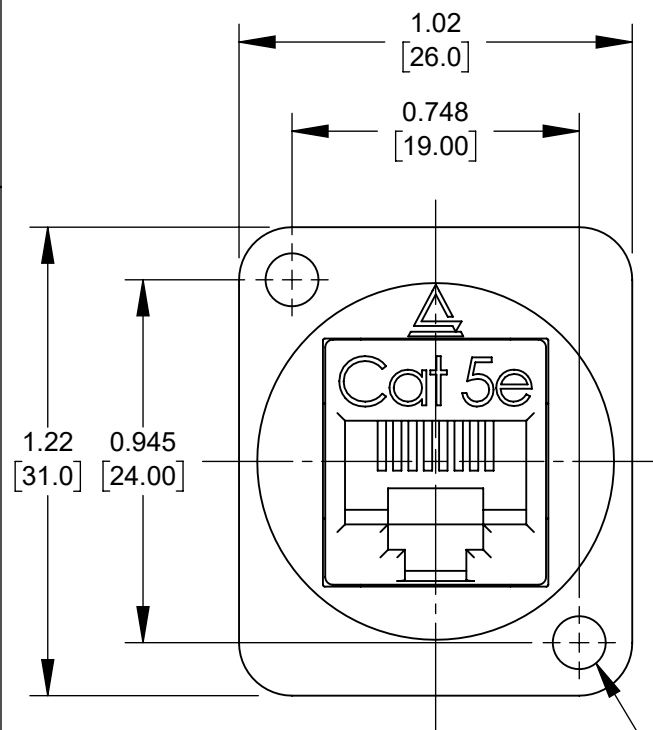
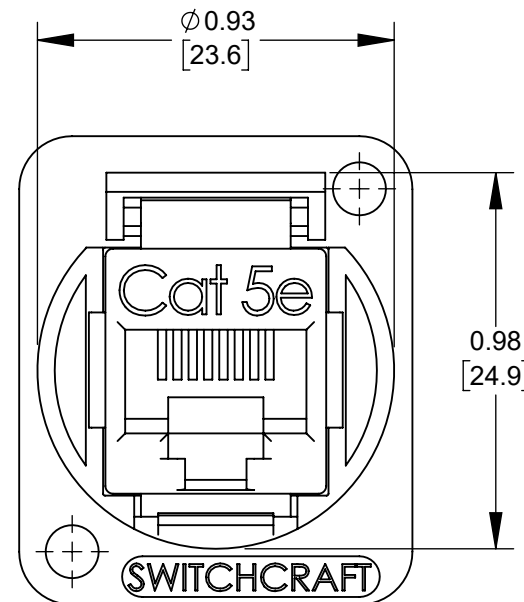
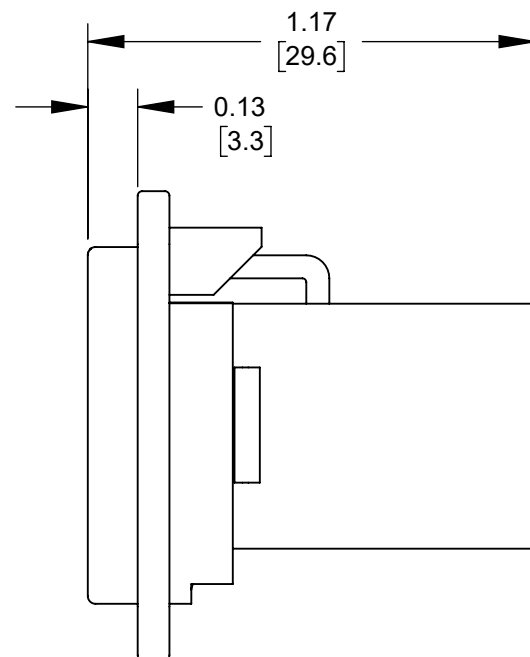


RECOMMENDED  
PANEL CUT-OUT  
REAR MOUNT ONLY

EHRJ45D5E  
SHOWN



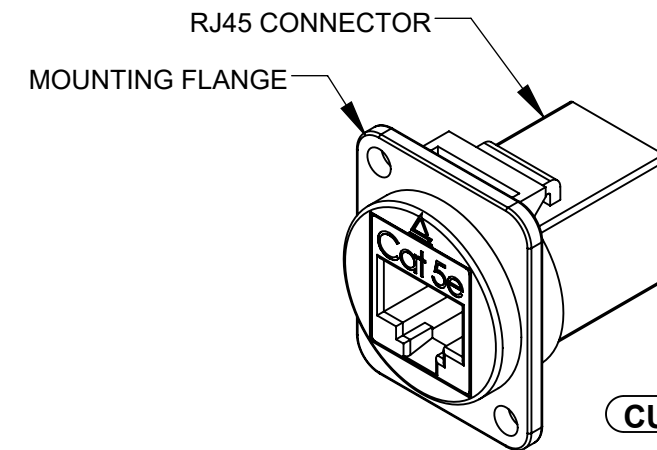
MOUNTING HOLE  
2 PLACES  
SEE TABLE



PART NUMBER	MOUNTING FLANGE FINISH	MOUNTING HOLE
EHRJ45D5E	NICKEL	Ø0.138 [3.50] THRU-HOLE
EHRJ45D5EB	BLACK CHROME	Ø0.138 [3.50] THRU-HOLE
EHRJ45D5E440	NICKEL	#4-40 THREAD
EHRJ45D5EB440	BLACK CHROME	#4-40 THREAD
EHRJ45D5EM3	NICKEL	M3 X 0.5 THREAD
EHRJ45D5EBM3	BLACK CHROME	M3 X 0.5 THREAD

NOTES:

- SHIPPED ASSEMBLED WITHOUT PANEL MOUNTING HARDWARE. ADD "PKG" SUFFIX TO INCLUDE MOUNTING SCREWS AND INDIVIDUAL PACKAGING.
- MATERIALS:  
MOUNTING FLANGE - ZINC ALLOY, SEE TABLE FOR FINISH  
RJ45 BODY - THERMOPLASTIC, BLACK  
RJ45 CONTACTS - COPPER ALLOY, GOLD PLATED
- SPECIFICATIONS:  
RJ45 CONNECTOR MEETS TIA/EIA-568 STANDARD.  
PHYSICAL CHARACTERISTICS  
INSERTION LIFE: 750 MATING CYCLES WITH FCC PLUG  
OPERATING TEMP: -10°C TO +60°C (14°F TO +140°F)  
ELECTRICAL  
INSULATION RESISTANCE: 500MOHM  
DIELECTRIC WITHSTANDING VOLTAGE: 1000V  
DC CURRENT RATING: 1.5 AMPS  
DC RESISTANCE: 0.1OHM  
CONTACT RESISTANCE: 20mOHM
- THESE PRODUCTS ARE RoHS COMPLIANT.



CUSTOMER DRAWING

REV	ECO NUMBER	DATE	BY	APVD
A	28221	10/31/19	PC	TJK

REVISIONS

UNLESS OTHERWISE SPECIFIED

- ALL DIMENSIONS IN INCHES [mm]  
- TWO PLACE DECIMALS ±0.02 [0.5]  
- THREE PLACE DECIMALS ±0.005 [0.13]

DO NOT SCALE DRAWING

THIS DRAWING DESCRIBES A DESIGN CONSIDERED PROPRIETARY IN NATURE, DEVELOPED AND MANUFACTURED BY SWITCHCRAFT INC. AND IS RELEASED ON A CONFIDENTIAL BASIS FOR IDENTIFICATION PURPOSES ONLY.

SIZE	WIDTH	MULT	LBS/M	TEMPER
FINISH		MATERIAL		
SPEC No.		SPEC No.		
FIRST USED ON		SCALE		
		2:1		
DATE DRAWN	BY	CHKD	APVD	
6/21/19	JGK	JGK	TJK	
		7/10/19	7/10/19	
NAME		PART No.		REV
METAL FLANGE, REAR MOUNT RJ45, CAT5E CONNECTOR, UNSHIELDED, RoHS		EHRJ45D5E SERIES		A

Switchcraft®

SHEET 1 OF 1