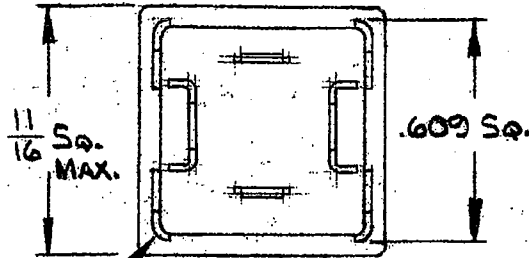
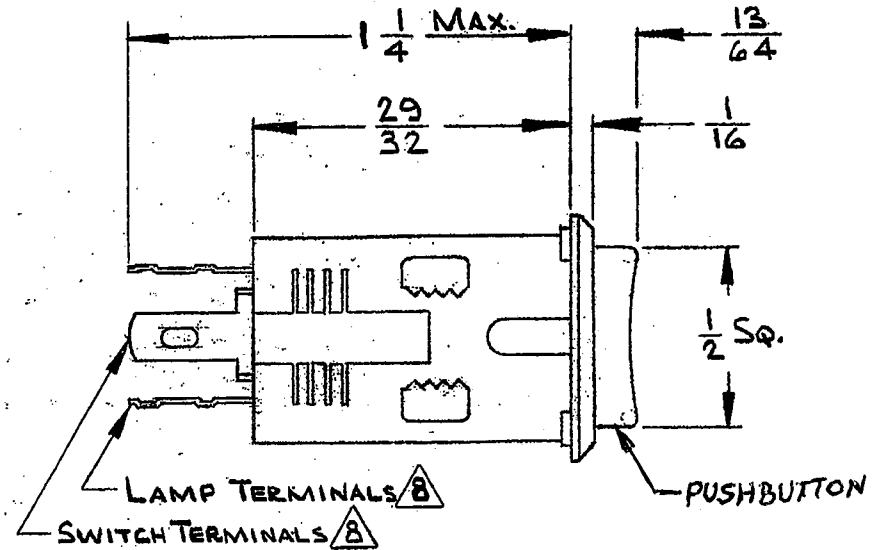
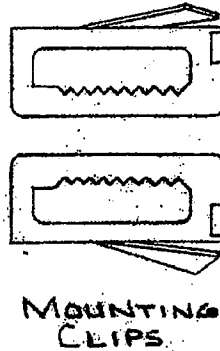


PART NUMBER	PUSHBUTTON COLOR
LUS001ST	NONE - SWITCH ONLY
LUS011ST	RED
LUS031ST	GREEN
LUS041ST	BLUE
LUS051ST	WHITE



V32 R. TYP. PANEL CUTOUT
.617 SQ. MIN.



NOTES:

1. MOMENTARY SWITCH ACTION, 1/16 BUTTON STROKE
2. CONTACT ARRANGEMENT - SINGLE POLE, N.O.
3. CONTACT RATING - 0.5 AMP., 60 WATT MAX., RES.
4. DIELECTRIC STRENGTH: 500 V. RMS, MIN.
5. SWITCH MOUNTS IN PANEL 3/64 THRU 3/32 THICK.
6. SWITCH ACCEPTS IND. #7377 BI-PIN LAMP (P-2290).
7. SWITCH SUPPLIED WITH TWO MOUNTING CLIPS.

8. QUICK DISCONNECT/SOLDER TERMINALS, ACCEPT AMP FASTON "110" SERIES RECEPTACLE.

CUSTOMER DRAWING

SIZE	WIDTH	MULT.	LBS. PER M	TEMPER

REV	BY	DATE	DESCRIPTION
0	FGD	1-10-74	WAS EX-2710
1	FGD	8-5-74	RELEASED TO PRODUCTION
2	KS	8-7	ECO*20627
3	JK	8-10	ECO*21084
4	JK	8-30	ECO*21097
5	JK	8-30	ECO*21162

THIS DRAWING DESCRIBES A DESIGN CONSIDERED PROPRIETARY IN NATURE, DEVELOPED AND MANUFACTURED BY SWITCHCRAFT, INC., AND IS RELEASED ON A CONFIDENTIAL BASIS FOR IDENTIFICATION PURPOSE ONLY.

UNLESS OTHERWISE SPECIFIED:

- 1- DECIMAL DIMENSIONS ± .005
- 2- FRACTIONAL DIMENSIONS ± 1/64
- 3- ANGLES ± 1/2°
- 4- ALL DIA'S CONCENTRIC WITHIN .005 T.I.R.
- 5- ALL DIMENSIONS IN INCHES
- 6- FOR THREADS USE UNIFIED PLUG AND RING GAGES ONLY.
- 7- REMOVE ALL BURRS.
- 8- PART TO BE FABRICATED AS SPECIFIED. MAKE NO DIMENSIONAL ALLOWANCES FOR APPLIED FINISHES, I.E., PLATING, PAINTING, ETC.
- 9- HOLES ON SAME CENTERLINE MUST BE ALIGNED WITHIN ± .002

DO NOT SCALE DRAWING

DRAWN BY FGD	DATE 1-10-74	FINISH
CHECKED BY JRH	DATE 8-5-74	PER FINISH SPEC. NO.
APPROVED BY LG	DATE 8-8-74	MATERIAL
SCALE 2:1	FIRST USED ON STD.	PER MAT. SPEC. NO.
NAME LITED UNISWITCH		PART NO. LUS***ST
(ST TERMINALS)		
SHEET		OF
ISSUE		E