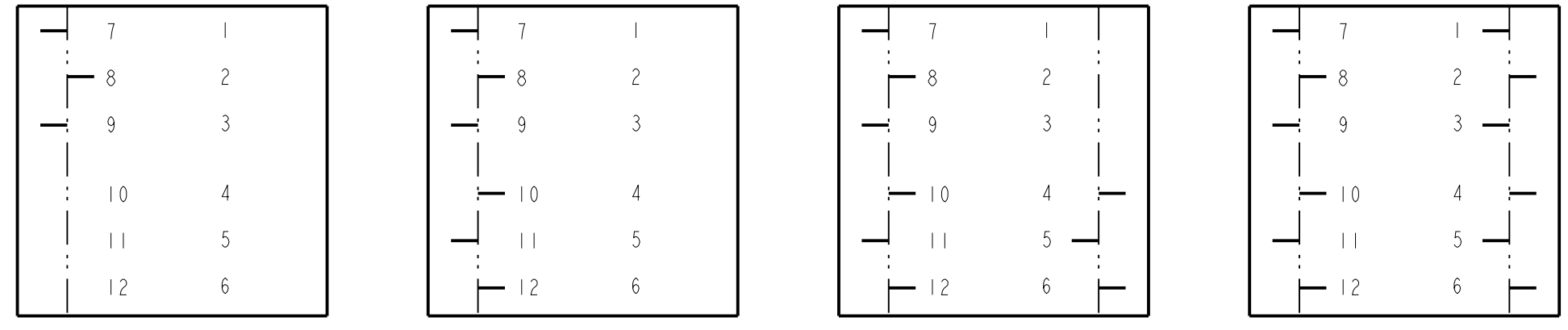
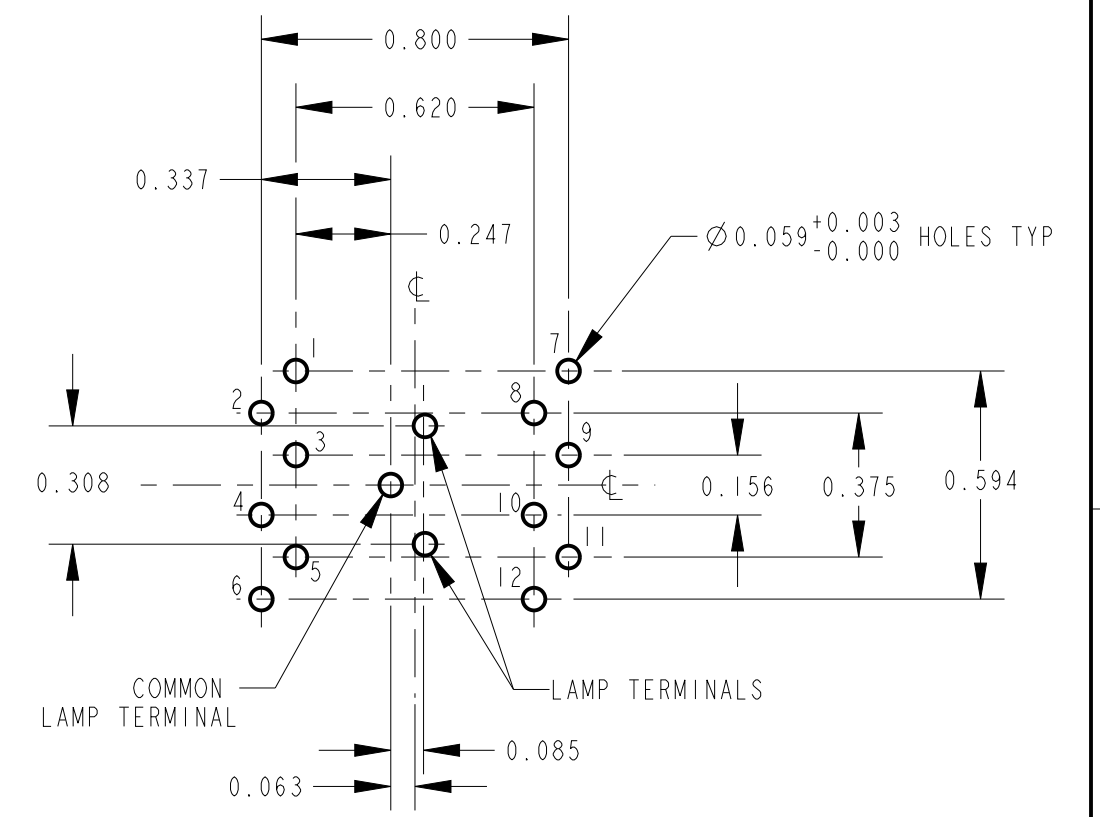


PC TERMINAL OPTION  
PL812705X SHOWN

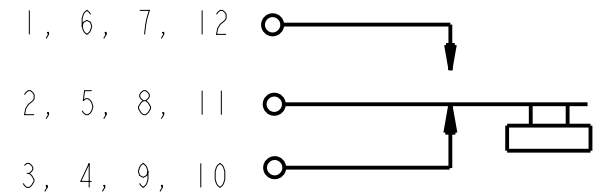


P.C. TERMINAL LOCATION

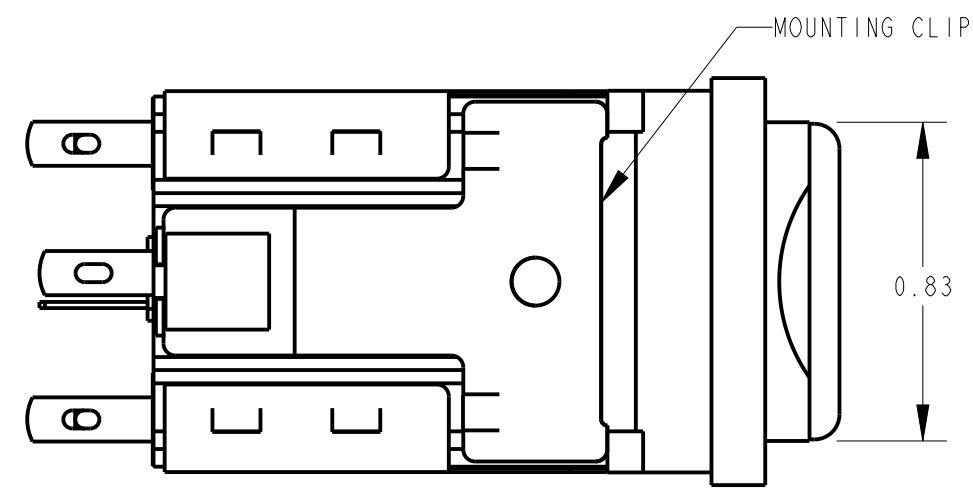
<b>PL</b> SERIES PL					
1 - SINGLE LAMP, BLACK HOUSING 2 - TWIN LAMP, BLACK HOUSING 3 - NON-ILLUMINATED, BLACK HOUSING 4 - SINGLE LAMP, GRAY HOUSING 5 - TWIN LAMP, GRAY HOUSING 6 - NON-ILLUMINATED, GRAY HOUSING 7 - SINGLE LAMP, BLACK HOUSING (PC TERMINALS) 8 - TWIN LAMP, BLACK HOUSING (PC TERMINALS)	LAMP & SWITCH HOUSING COLOR	CIRCUITRY	ACTION	PUSHBUTTON COLOR	RoHS COMPLIANT
		03 - 1C (SPDT) 06 - 2C (2PDT) 09 - 3C (3PDT) 12 - 4C (4PDT) 23 - 1C (8A)(SPDT) 26 - 2C (8A)(2PDT) 29 - 3C (8A)(3PDT) 32 - 4C (8A)(4PDT)	2 - MOMENTARY 7 - PUSH-LOCK/ PUSH-RELEASE	00 - NONE 01 - RED 03 - GREEN 04 - BLUE 05 - WHITE 08 - YELLOW 12 - CLEAR 13 - AMBER	



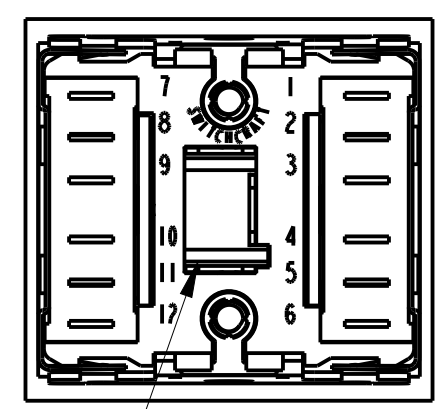
RECOMMENDED PCB LAYOUT  
COMPONENT SIDE



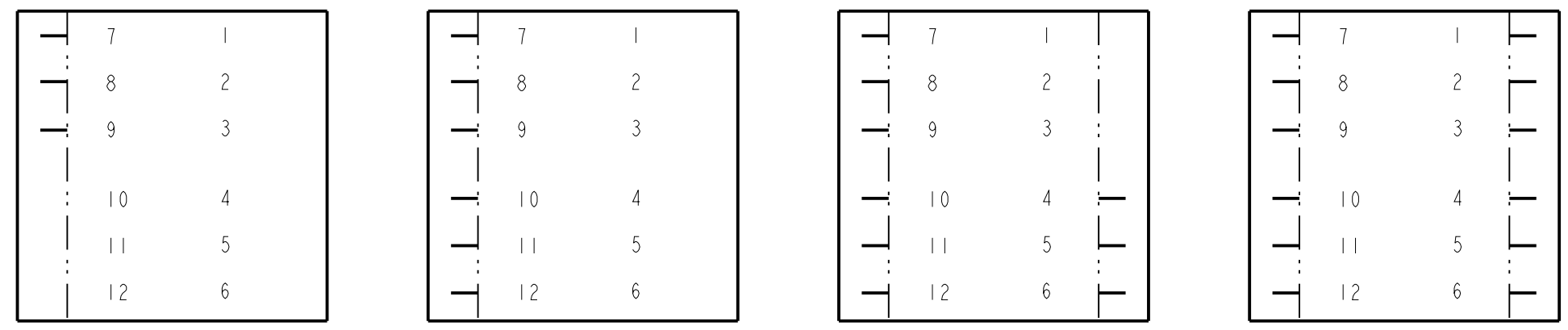
SCHEMATIC



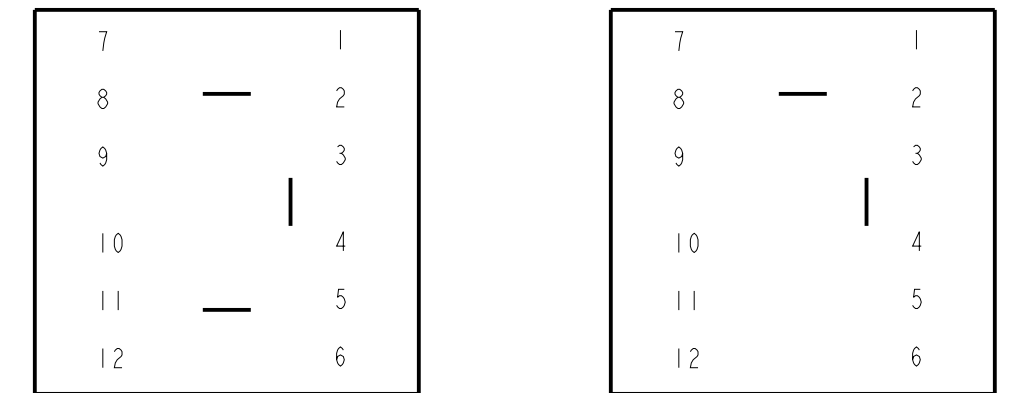
SOLDER TERMINAL OPTION  
PL212705X SHOWN



SOLDER LUGS  
ALSO ACCEPT  
0.110 FASTON  
TERMINALS



SOLDER TERMINAL LOCATION



DETAIL 'A'  
LAMP TERMINAL LOCATION

NOTES:

- MATERIALS:  
HOUSING - THERMOPLASTIC, SEE TABLE FOR COLOR  
BUTTON - THERMOPLASTIC, SEE TABLE FOR COLOR  
TERMINALS - COPPER ALLOY, SILVER PLATED  
LAMP SOCKET - PLATED COPPER ALLOY
- MOUNTING HOLE - 1.000 x 0.875 RECTANGLE.  
0.125 MAX PANEL THICKNESS.
- BUTTON TRAVEL - 0.22 WITH 0.09 FALL BACK ON PUSH-LOCK/PUSH-RELEASE.
- ACCEPTS STANDARD T 1-3/4 FLANGE BASE LAMPS (NOT SUPPLIED).
- THIS PRODUCT IS RoHS COMPLIANT.

CUSTOMER DRAWING

★ STAR SYMBOL DENOTES CRITICAL DIMENSION				THIS DRAWING DESCRIBES A DESIGN CONSIDERED PROPRIETARY IN NATURE, DEVELOPED AND MANUFACTURED BY SWITCHCRAFT INC. AND IS RELEASED ON A CONFIDENTIAL BASIS FOR IDENTIFICATION PURPOSES ONLY.				
UNLESS OTHERWISE SPECIFIED				SIZE	WIDTH	MULT	LBS/M	TEMPER
1. ALL DIMENSIONS IN INCHES - TWO PLACE DECIMALS ±0.01 - THREE PLACE DECIMALS ±0.005 - ANGLES ±1° - ALL DIA. CONCENTRIC WITHIN 0.005 T.I.R.				FINISH		MATERIAL		
2. FEATURES ON THE SAME CENTERLINE MUST BE ALIGNED WITHIN ±0.002				SPEC No.		SPEC No.		
3. REMOVE ALL BURRS				FIRST USED ON		SCALE		
DO NOT SCALE DRAWING				DATE DRAWN		BY		
REVISIONS				31-Mar-09		TJK		
PRO/ENGINEER CAD FILE				CHKD		APVD		
				4-8-09		4-8-09		
				NAME				
				PUSH-LITE SWITCHES, RoHS				
				PART No. PL___2___X SERIES				
				PL___7___X SERIES				
				REV				
				C				

