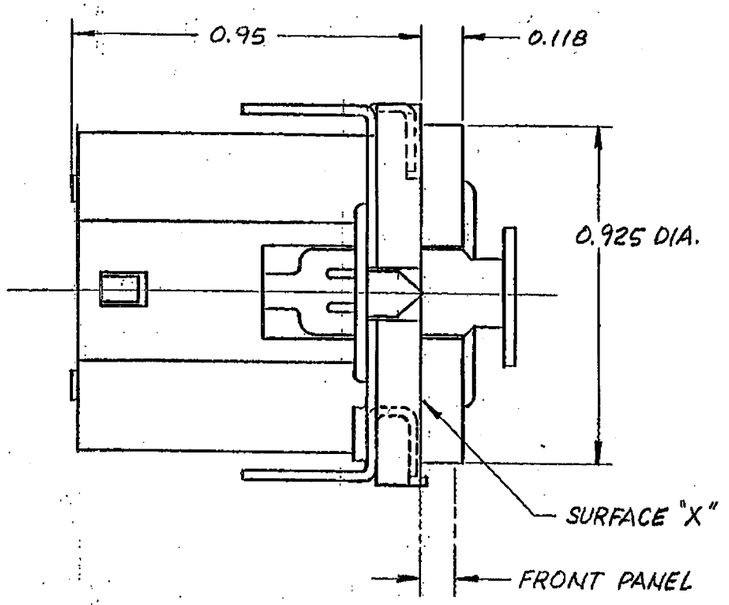

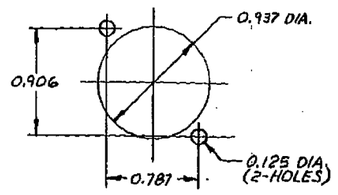

PANEL OPENING

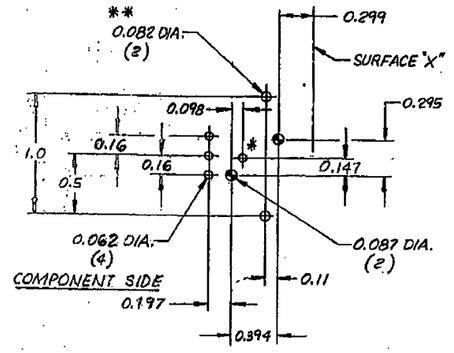

* NOT USED WHEN GROUND TERMINAL NOT USED.

** 2-HOLES NOT USED WHEN MOUNTING BRACKET SNAP-IN TERMINAL NOT USED.

RECOMMEND PC BOARD LAYOUT (RIGHT ANGLE)

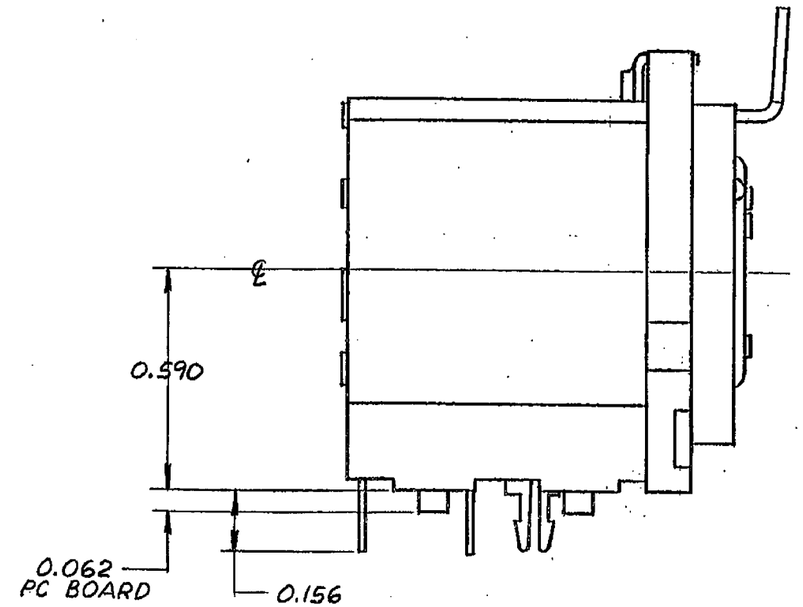

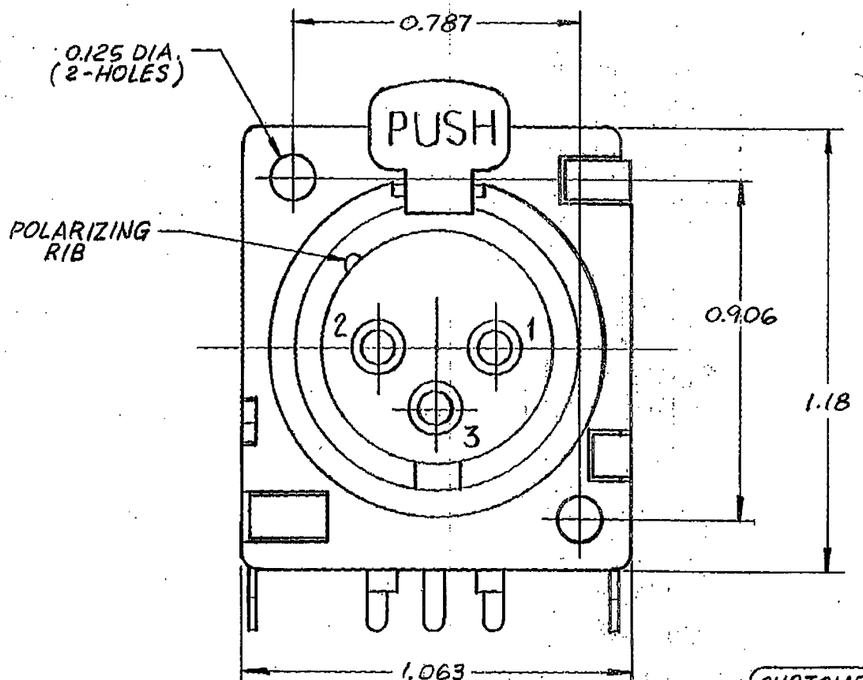

CUSTOMER DRAWING

NOTE:

1. ALL DIMENSIONS REFERENCE UNLESS OTHERWISE SPECIFIED.

MATERIALS:

HOUSING - BLACK MOLDED THERMOPLASTIC, GLASS FILLED

GROUND PIN - PHOSPHOR BRONZE, ELECTROTIN PLATED

CONTACTS - BRASS, ELECTROTIN PLATED

GROUND PLATE - NICKEL SILVER, ELECTROTIN PLATED

ISSUE	CHANGE NO.	DATE	BY	APP'D
G	16492	6/12/12	RK	RK

REVISIONS

STAR SYMBOL DENOTES CRITICAL DIMENSION. SEE S/C ENGINEERING STANDARD ES-3001

UNLESS OTHERWISE SPECIFIED

1. ALL DIMENSIONS IN INCHES
2. DECIMAL DIMENSIONS ±.005
3. FRACTIONAL DIMENSIONS ±1/64
4. ANGLES ±1/2°
5. ALL DIA'S CONCENTRIC WITHIN .005 T.I.R.
6. REMOVE ALL BURRS
7. MAKE NO DIMENSIONAL ALLOWANCES FOR APPLIED FINISHES, I.E., PLATING, PAINTING, ETC.
8. HOLES ON THE SAME CENTERLINE MUST BE ALIGNED WITHIN ±.002

DO NOT SCALE DRAWING

THIS DRAWING DESCRIBES A DESIGN CONSIDERED PROPRIETARY IN NATURE, DEVELOPED AND MANUFACTURED BY SWITCHCRAFT INC. AND IS RELEASED ON A CONFIDENTIAL BASIS FOR IDENTIFICATION PURPOSE ONLY.

SIZE | WIDTH | HOLY | LBS./M | TEMPER

FINISH | SPEC. NO. | FIRST USED ON | SCALE

MATERIAL | SPEC. NO.

DATE DRAWN	BY	CHK'D	APP'D
5 MAY 95	RC	RC	BMD 5-11-95

Switchcraft®

NAME: CONNECTOR ASS'Y. FEMALE (R.A. MOUNT)

PART NO.: PQG3FRA112 | ISSUE: G

ROUTING