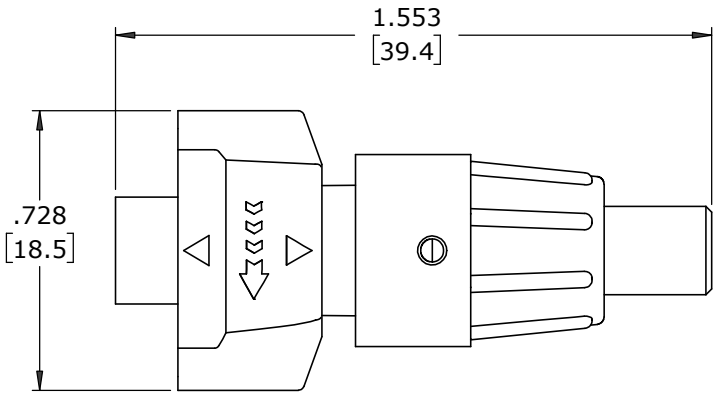


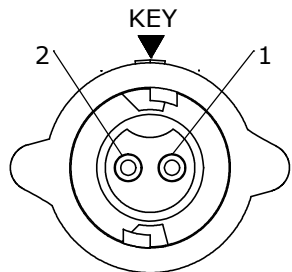
- NOTES:
- 1. ALL PARTS TO BE BULK PACKED
 - 2. CONTACTS ASSEMBLED INTO CONNECTOR
 - 3. ALL DIMENSIONS ARE REFERENCE EXCEPT THOSE WITH A TOLERANCE

ASS'Y P/N	FOR CABLE O.D.
W16282-XPG-P-311	.09-.14 [2.3-3.6]
W16282-XPG-P-315	.15-.17 [3.8-4.3]
W16282-XPG-P-318	.18-.20 [4.6-5.1]

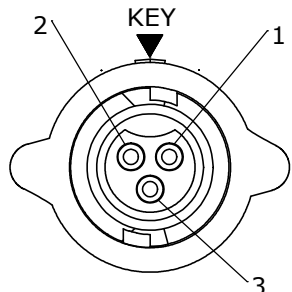
ASS'Y P/N	CONTACT QTY.
W16282-2PG-P-3XX	2
W16282-3PG-P-3XX	3
W16282-XPG-P-3XX	



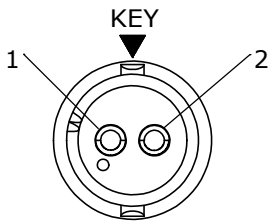
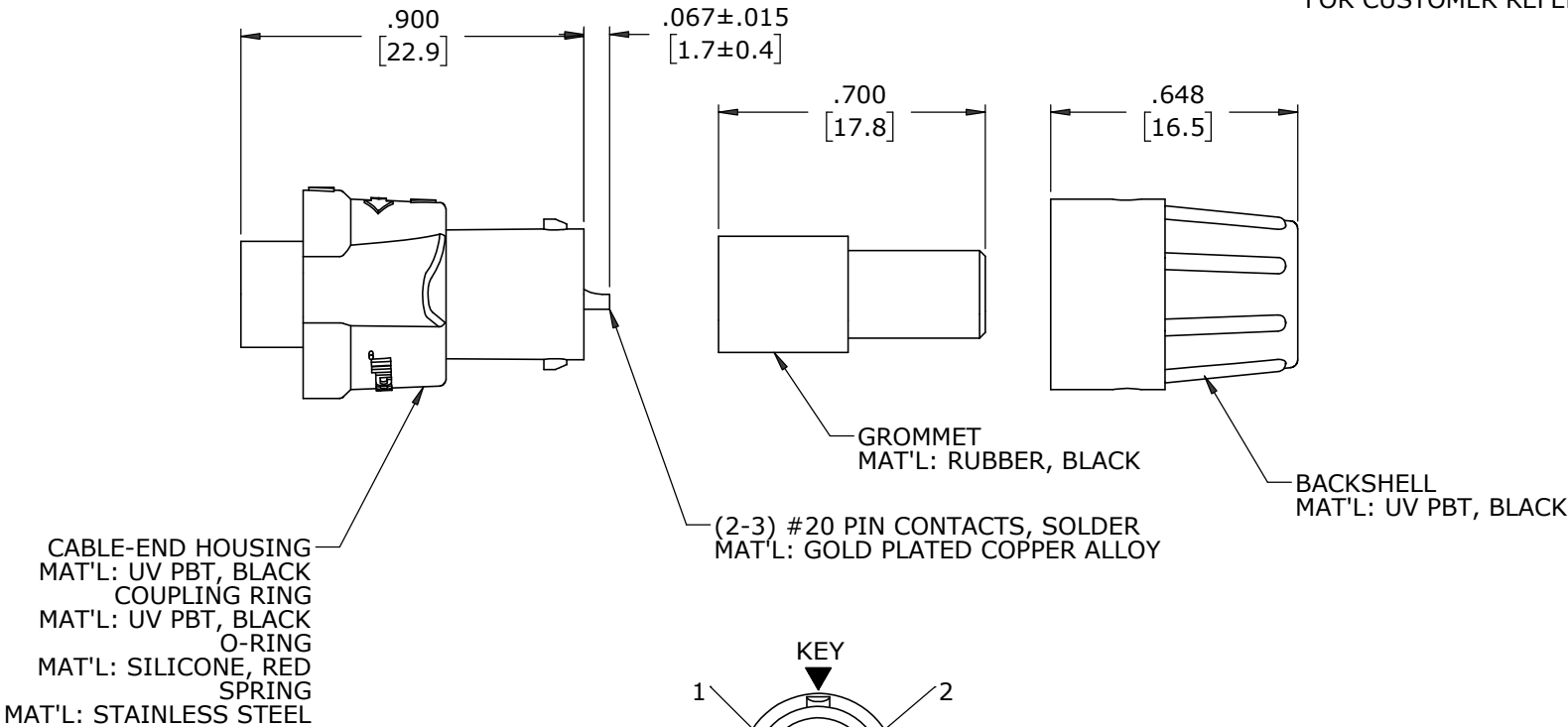
SHOWN ASSEMBLED
FOR CUSTOMER REFERENCE ONLY



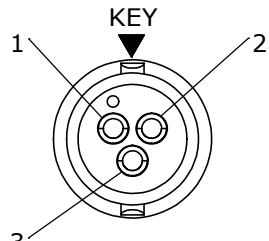
FACE VIEW
W16282-2PG-P-3XX



FACE VIEW
W16282-3PG-P-3XX



WIRING VIEW
W16282-2PG-P-3XX



WIRING VIEW
W16282-3PG-P-3XX

DIMENSIONS IN BRACKETS [] ARE IN MILLIMETERS

CUSTOMER APPROVAL

THIS DOCUMENT CONTAINS CONFIDENTIAL INFORMATION PROPRIETARY TO CONXALL CORPORATION. ANY REPRODUCTION, DISCLOSURE, OR USE OF THIS DOCUMENT /INFORMATION IS EXPRESSLY PROHIBITED UNLESS AUTHORIZED IN WRITING BY CONXALL CORPORATION.

APPROVED BY: _____

DATE: _____

RoHS COMPLIANT

A	MA	08-14-20	RELEASED PER PDR 18004-4	
	JGK	03/04/20	ADDED SHEET 2 FOR CABLE-END ASSEMBLY INSTRUCTIONS.	
	JGK	9/05/19	DRAWING CREATED FOR PDR #18004.	
REV.	INIT.	DATE	DESCRIPTION	
ALL INFORMATION ILLUSTRATED IS THE PROPERTY OF "CONXALL CORPORATION". UNAUTHORIZED DUPLICATION OR DISTRIBUTION OF THIS DOCUMENT IS PROHIBITED.			ORIG. DRAWN BY: JGK	DATE: 9/05/19
ALL UNITS ARE IN FEET, INCHES, FRACTION OF INCHES AND DECIMALS. UNLESS OTHERWISE SPECIFIED TOLERANCES: 3 PLACE DECIMALS ±.005 ANGLES ±1° FRACTIONS ±1/16 = CRITICAL CHARACTERISTIC FLAG PER SPEC. XXXX			CHECKED BY:	 601 E. WILDWOOD VILLA PARK, IL 60181
			APPROVED BY:	
			SCALE: NTS SIZE: B SHEET: 1 OF 1	
FILE:	W16282-XPG-P-3XX	DIRECTORY:	SLW	PART NUMBER: W16282-XPG-P-3XX
				REV A



TITLE: CABLE-END ASSEMBLY (2-3) #20 PIN CONTACTS, SOLDER INSTA-CLICK™ MICRO-CON-X STANDARD PRODUCT