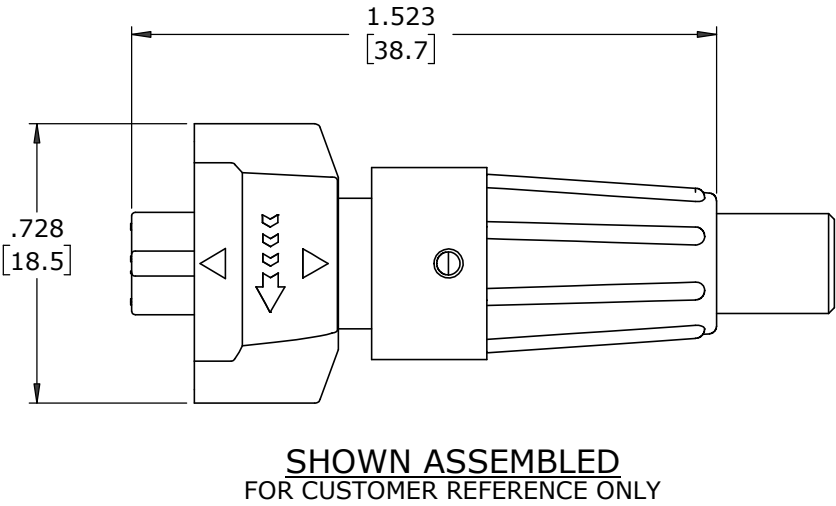
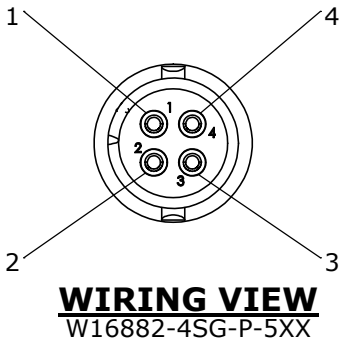
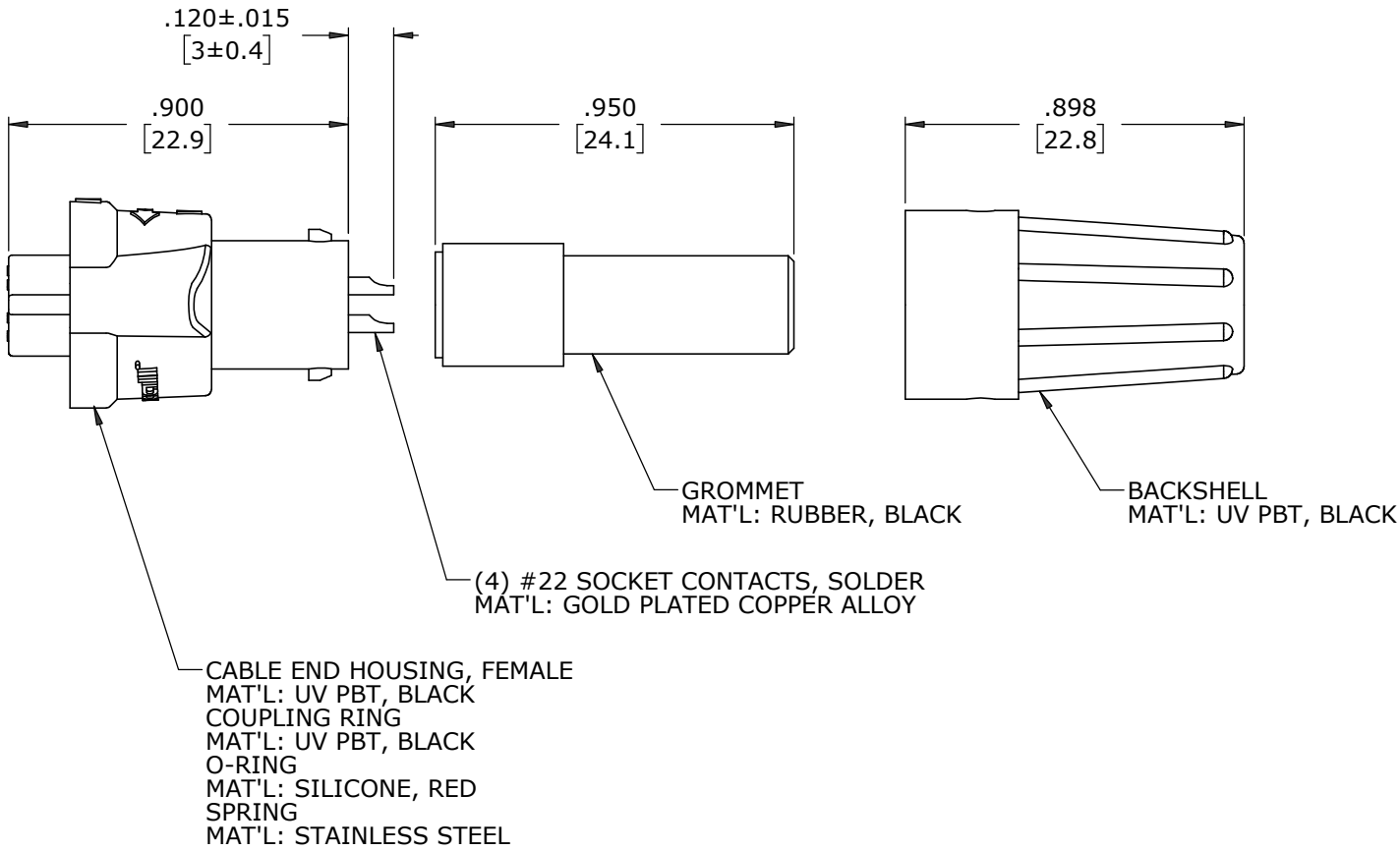
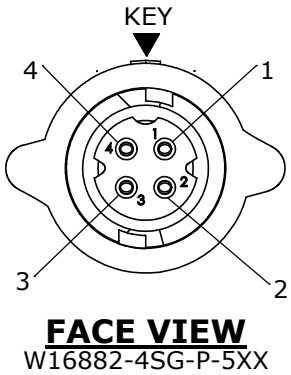


- NOTES:
- 1. ALL PARTS TO BE BULK PACKED.
  - 2. CONTACTS SHIPPED UNASSEMBLED
  - 3. ALL DIMENSIONS ARE REFERENCE EXCEPT THOSE WITH A TOLERANCE

ASS'Y P/N	CONTACT QTY.
W16882-4SG-P-518	4
W16882-4SG-P-521	4
W16882-4SG-P-522	4



DIMENSIONS IN BRACKETS [ ] ARE METRIC

CUSTOMER APPROVAL	
THIS DOCUMENT CONTAINS CONFIDENTIAL INFORMATION PROPRIETARY TO CONXALL CORPORATION. ANY REPRODUCTION, DISCLOSURE, OR USE OF THIS DOCUMENT /INFORMATION IS EXPRESSLY PROHIBITED UNLESS AUTHORIZED IN WRITING BY CONXALL CORPORATION.	
APPROVED BY:	_____
DATE:	_____

RoHS COMPLIANT

A	MA	08-17-20	RELEASED PER PDR 18004-4	
	JGK	3/03/20	ADDED SHEET 2 FOR CABLE-END ASSEMBLY INSTRUCTIONS.	
	JGK	9/09/19	DRAWING CREATED FOR PDR #18004.	
REV.	INIT.	DATE	DESCRIPTION	
	JGK	9/09/19	ORIG. DRAWN BY: JGK DATE: 9/09/19 CHECKED BY:	 601 E. WILDWOOD VILLA PARK, IL 60181
ALL INFORMATION ILLUSTRATED IS THE PROPERTY OF "CONXALL CORPORATION". UNAUTHORIZED DUPLICATION OR DISTRIBUTION OF THIS DOCUMENT IS PROHIBITED.			APPROVED BY:	
ALL UNITS ARE IN FEET, INCHES, FRACTION OF INCHES AND DECIMALS. UNLESS OTHERWISE SPECIFIED TOLERANCES: 3 PLACE DECIMALS ±.005 ANGLES ±1° FRACTIONS ±1/16 = CRITICAL CHARACTERISTIC FLAG PER SPEC. XXXX			SCALE: NTS SIZE: B SHEET: 1 OF 1 FILE: W16882-4SG-P-5XX DIRECTORY: SLW	
			TITLE: CABLE-END ASSEMBLY (4) #22 SOCKET CONTACTS, SOLDER INSTA-CLICK™ MICRO-CON-X STANDARD PRODUCT CUSTOMER: PART NUMBER: W16882-4SG-P-5XX	REV A