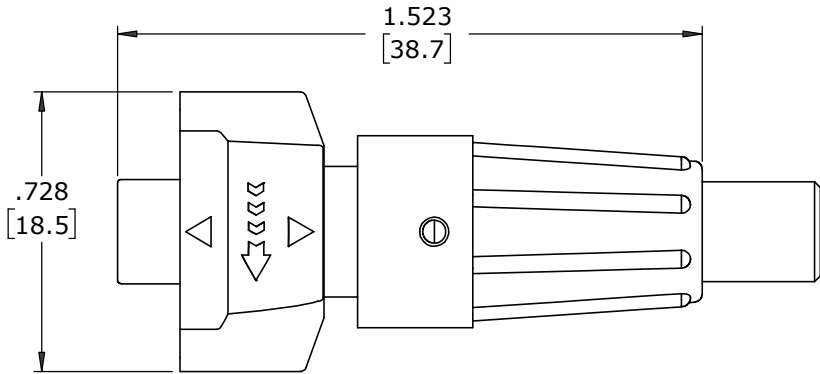


- NOTES:
1. ALL PARTS TO BE BULK PACKED
 2. CONTACTS ASSEMBLED WITH SOLDER CUPS FACING OUTWARD RADially
 3. ALL DIMENSIONS ARE REFERENCE EXCEPT THOSE WITH A TOLERANCE

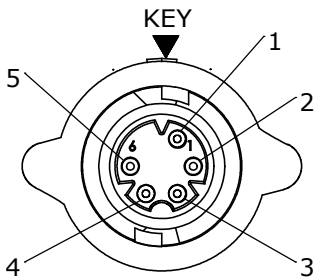
ASS'Y P/N	FOR CABLE O.D.
W16982-XPG-P-518	.175-.185 [4.4-4.7]
W16982-XPG-P-521	.205-.215 [5.2-5.5]
W16982-XPG-P-522	.215-.225 [5.5-5.7]

ASS'Y P/N	KEY STYLE	CONTACT QTY.
W16982-5PG-P-5XX	A-KEY	5
W16982-6PG-P-5XX	B-KEY	6
W16982-7PG-P-5XX	A-KEY	7
W16982-XPG-P-5XX		

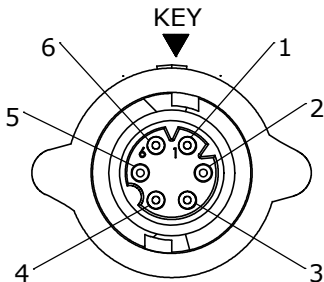
GROMMET SIZE
NUMBER OF CONTACTS



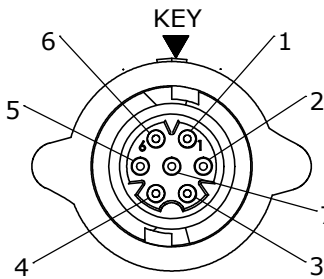
SHOWN ASSEMBLED
FOR CUSTOMER REFERENCE ONLY



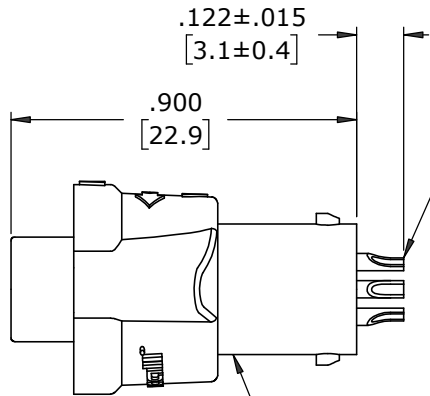
FACE VIEW
W16982-5PG-P-5XX
5 POSITION
A-KEY



FACE VIEW
W16982-6PG-P-5XX
6 POSITION
B-KEY

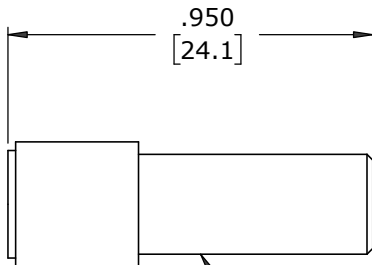


FACE VIEW
W16982-7PG-P-5XX
7 POSITION
A-KEY

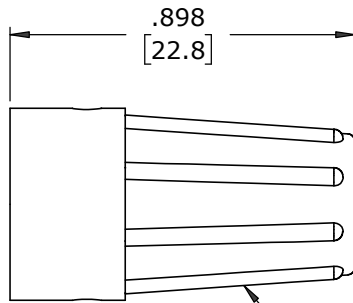


CABLE END HOUSING
MAT'L: UV PBT, BLACK
COUPLING RING
MAT'L: UV PBT BLACK
O-RING
MAT'L: SILICONE, RED
SPRING
MAT'L: STAINLESS STEEL

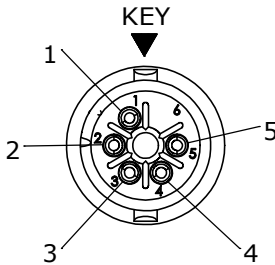
(5-7) #26 PIN CONTACTS, SOLDER
MAT'L: GOLD PLATED COPPER ALLOY



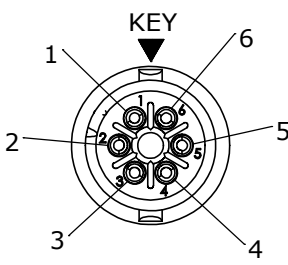
GROMMET
MAT'L: RUBBER, BLACK



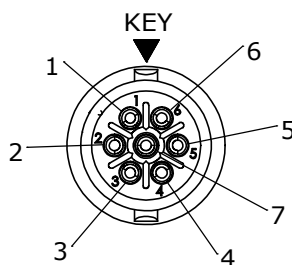
BACKSHELL
MAT'L: UV PBT, BLACK



WIRING VIEW
W16982-5PG-P-5XX



WIRING VIEW
W16982-6PG-P-5XX




WIRING VIEW
W16982-7PG-P-5XX

DIMENSIONS IN BRACKETS [] ARE IN MILLIMETERS

CUSTOMER APPROVAL	
THIS DOCUMENT CONTAINS CONFIDENTIAL INFORMATION PROPRIETARY TO CONXALL CORPORATION. ANY REPRODUCTION, DISCLOSURE, OR USE OF THIS DOCUMENT /INFORMATION IS EXPRESSLY PROHIBITED UNLESS AUTHORIZED IN WRITING BY CONXALL CORPORATION.	
APPROVED BY: _____	DATE: _____

RoHS COMPLIANT

A	MA	08-18-20	RELEASED PER PDR 18004-4	
	JGK	2/28/20	ADDED SHEET 2 FOR CABLE-END ASSEMBLY INSTRUCTIONS.	
	JGK	9/09/19	DRAWING CREATED FOR PDR #18004.	
REV.	INIT.	DATE	DESCRIPTION	
	JGK	9/09/19	ORIG. DRAWN BY: DATE: JGK 9/09/19	 601 E. WILDWOOD VILLA PARK, IL 60181
		CHECKED BY:	APPROVED BY:	
		SCALE NTS	SIZE B	
		SHEET 1 OF 1	DIRECTORY: SLW	
		FILE: W16982-XPG-P-5XX	PART NUMBER: W16982-XPG-P-5XX	REV A