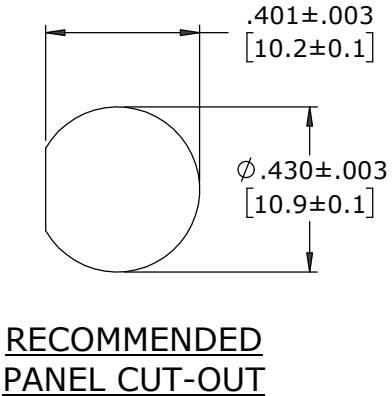
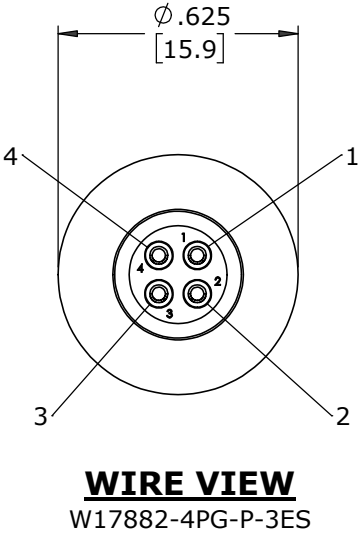
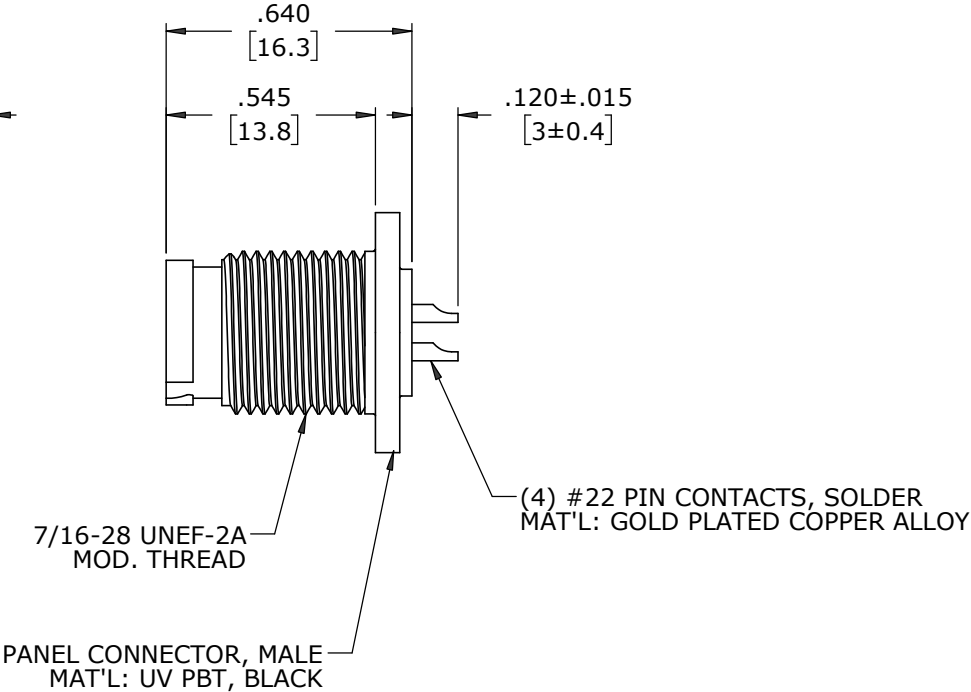
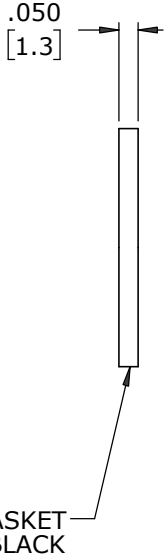
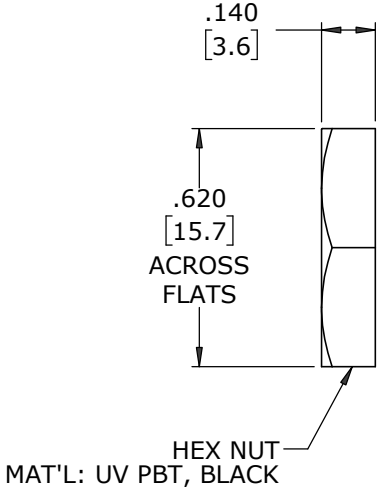
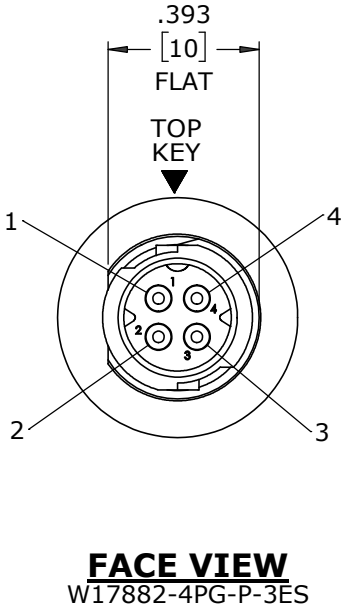


- NOTES:
- 1. ALL PARTS TO BE BULK PACKED
 - 2. CONTACTS ASSEMBLED INTO CONNECTOR WITH SOLDER CUPS FACING TOP KEY
 - 3. REAR OF CONNECTOR FILLED WITH EPOXY
 - 4. ALL DIMENSIONS ARE REFERENCE EXCEPT THOSE WITH A TOLERANCE



CUSTOMER APPROVAL	
THIS DOCUMENT CONTAINS CONFIDENTIAL INFORMATION PROPRIETARY TO CONXALL CORPORATION. ANY REPRODUCTION, DISCLOSURE, OR USE OF THIS DOCUMENT /INFORMATION IS EXPRESSLY PROHIBITED UNLESS AUTHORIZED IN WRITING BY CONXALL CORPORATION.	
APPROVED BY:	_____
DATE:	_____

A	MA	08-06-20	DRAWING CREATED FOR PDR #18004-2				
REV.	INIT.	DATE	DESCRIPTION				
<div>ALL INFORMATION ILLUSTRATED IS THE PROPERTY OF "CONXALL CORPORATION." UNAUTHORIZED DUPLICATION OR DISTRIBUTION OF THIS DOCUMENT IS PROHIBITED.</div> <div>ALL UNITS ARE IN FEET, INCHES, FRACTION OF INCHES AND DECIMALS.</div>			ORIG. DRAWN BY: MA		DATE: 08-06-20		<div>CONXall</div> <div>601 E. WILDWOOD VILLA PARK, IL 60181</div>
			CHECKED BY:				
			APPROVED BY:		TITLE:		
			SCALE NTS		PANEL MOUNT ASSEMBLY (4) #22 PIN CONTACTS, SOLDER INSTA-CLICK™ MICRO-CON-X STANDARD PRODUCT		
			SIZE B		SHEET 1 OF 1		CUSTOMER:
			FILE: W17882-4PG-P-3ES		PART NUMBER: W17882-4PG-P-3ES		
			DIRECTORY: SLW				REV A

DIMENSIONS IN BRACKETS [] ARE IN MILLIMETERS UNLESS INDICATED

RoHS COMPLIANT

➤ = CRITICAL CHARACTERISTIC FLAG PER SPEC. XXXX