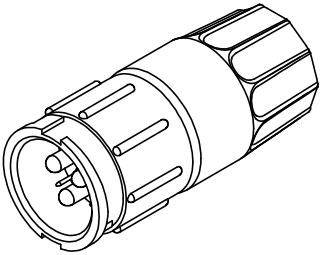


CUSTOMER PRINT

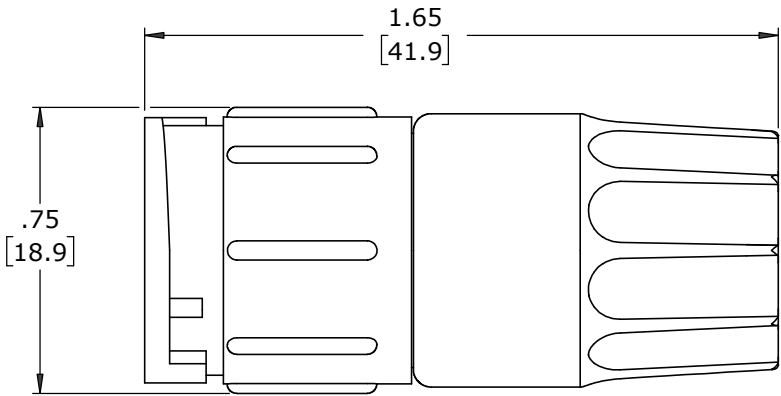
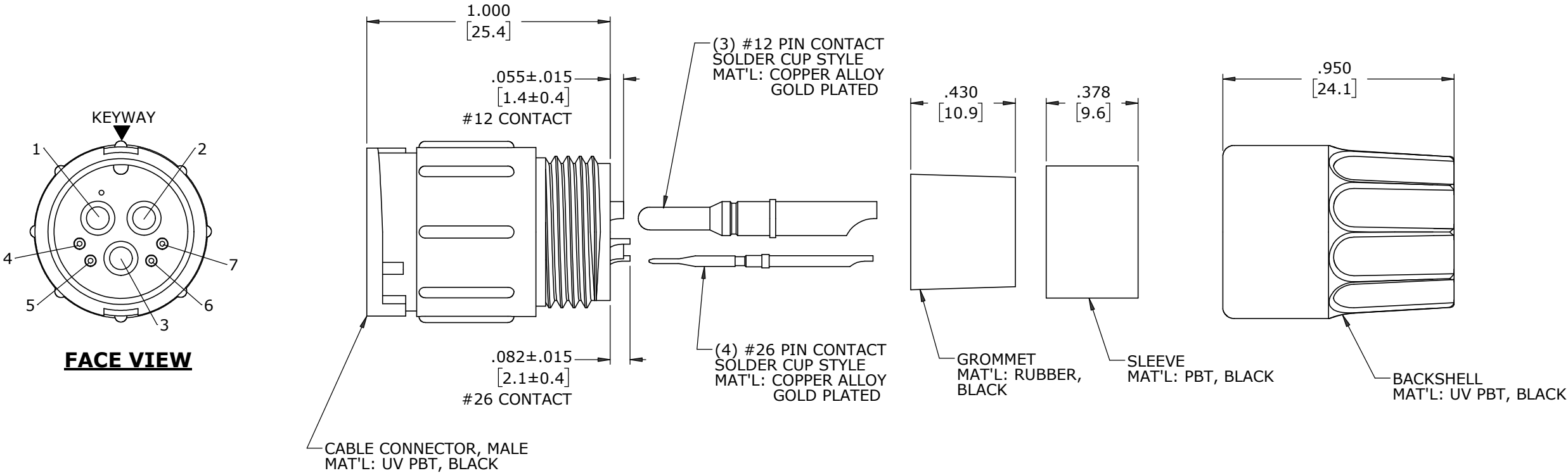
PART NUMBER: W5B82-7PG-3XX

- NOTES:**
1. PARTS TO BE BULK PACKED.
  2. SOLDER CONTACTS ARE PRESSED INTO CONNECTOR, WITH ALL CONTACTS FACING AWAY FROM KEY (DOWN).
  3. ALL DIMENSIONS ARE FOR REFERENCE ONLY EXCEPT WHERE NOTED WITH TOLERANCE.



**ASSEMBLED VIEW**  
FOR CUSTOMER REF ONLY

ASSY P/N	GROMMET SIZE
W5B82-7PG-335	GROMMET ID .375 [9.5] FOR CABLE OD .350-.370 [8.9-9.4]



**ASSEMBLED VIEW**  
FOR CUSTOMER REF ONLY

DIMENSIONS IN BRACKETS [ ] ARE METRIC.

CUSTOMER APPROVAL	
THIS DOCUMENT CONTAINS CONFIDENTIAL INFORMATION PROPRIETARY TO CONXALL CORPORATION. ANY REPRODUCTION, DISCLOSURE, OR USE OF THIS DOCUMENT /INFORMATION IS EXPRESSLY PROHIBITED UNLESS AUTHORIZED IN WRITING BY CONXALL CORPORATION.	
APPROVED BY:	_____
DATE:	_____

**RoHS COMPLIANT**

A	MA	09-17-24	RELEASED PER PDR 20013-5
	AB	06-07-21	CHANGED TO ALL SOLDER CUPS FACING DOWN; P-20013-5
		04-13-21	DRAWING CREATED PER PDR 20013
REV.	INIT.	DATE	DESCRIPTION
AB		04-13-21	
ALL INFORMATION ILLUSTRATED IS THE PROPERTY OF "CONXALL CORPORATION". UNAUTHORIZED DUPLICATION OR DISTRIBUTION OF THIS DOCUMENT IS PROHIBITED.		ORIG. DRAWN BY: AB	DATE: 04-13-21
ALL UNITS ARE IN FEET, INCHES, FRACTION OF INCHES AND DECIMALS.		CHECKED BY:	
		APPROVED BY:	
		SCALE: NTS	SIZE: B
		SHEET: 1 OF 1	
		FILE: W5B82-7PG-3XX	DIRECTORY: SLW
		PART NUMBER: W5B82-7PG-3XX	REV: A



TITLE: CABLE TO CABLE CONNECTOR KIT  
(3) #12 + (4) #26 PIN CONTACTS, SOLDER CUP  
MULTI-CON-X, WEATHER RESISTANT  
CUSTOMER: STANDARD PRODUCT