

FIG A

0.110 [2.79] DIA
COUNTERSINK
90° TO 0.197 [5.0] DIA
(2) PLACES

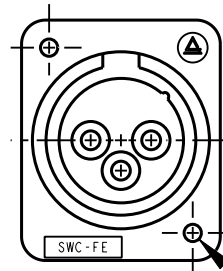


FIG B

0.090 [2.29] DIA
(2) PLACES

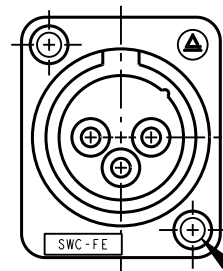
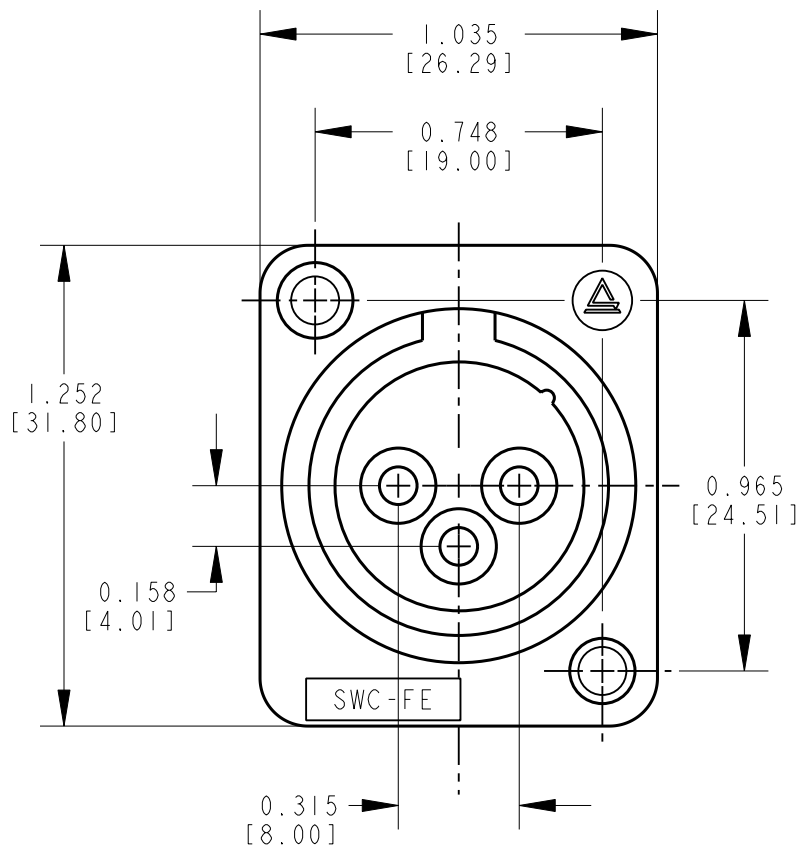
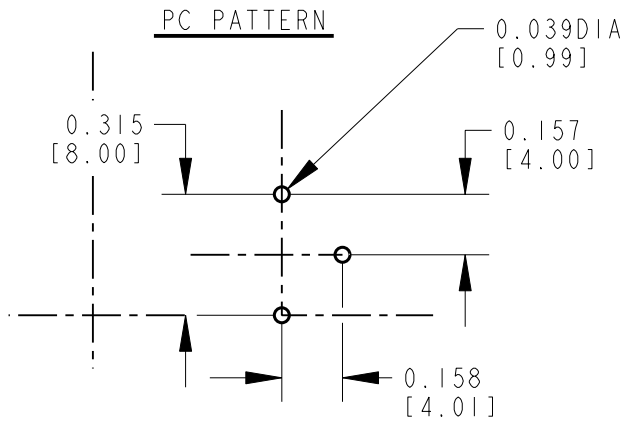


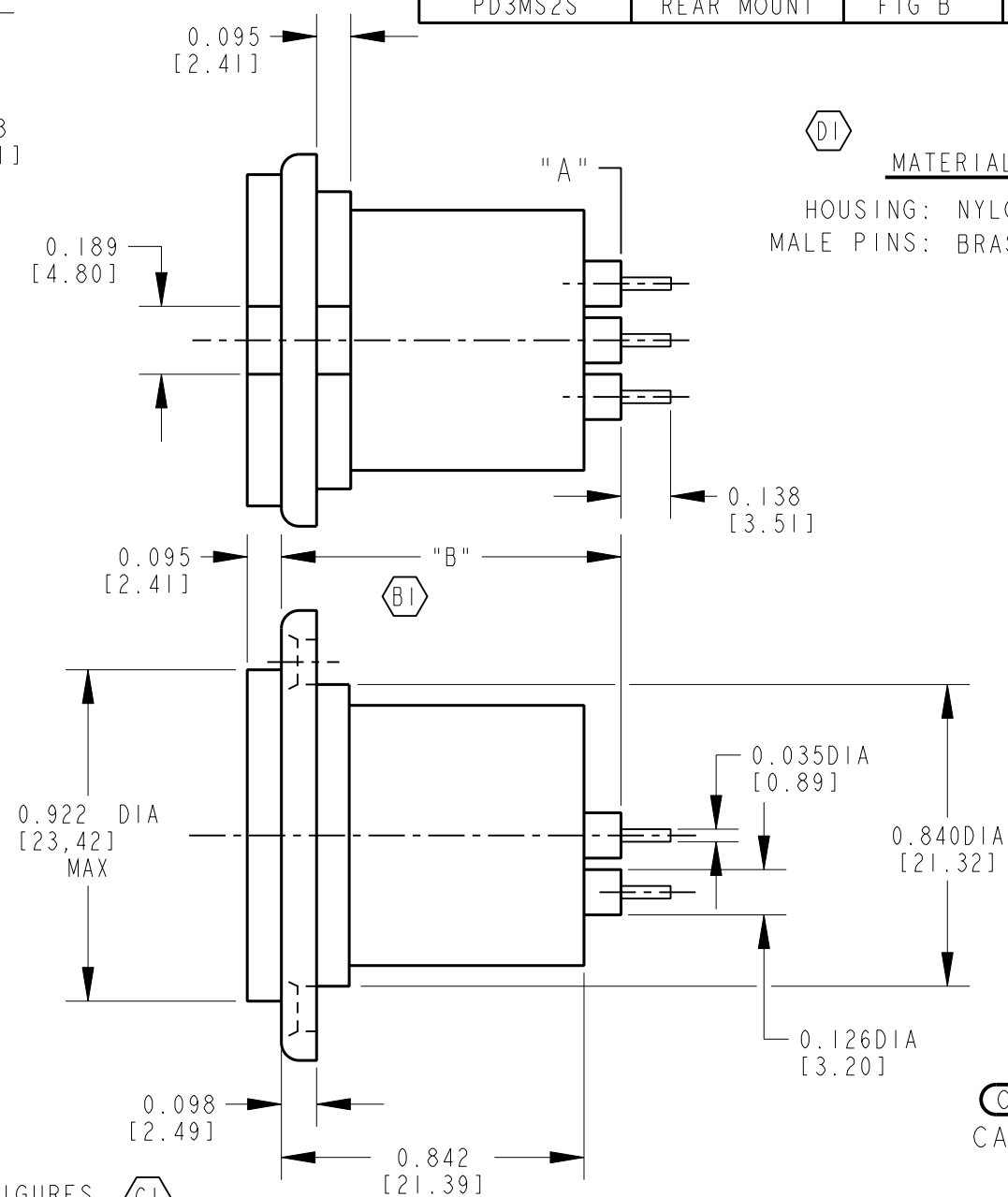
FIG C

0.126 [3.2] DIA
COUNTERSINK
90° TO 0.197 [5.0] DIA
(2) PLACES

SCALE: 1=1



DIMENSIONS TYP FOR ALL FIGURES



| CHART | | | | |
|----------|-------------|--------|--|------|
| PART NO. | DESCRIPTION | FIGURE | DIMENSION FROM MOUNTING SURFACE TO SURFACE "A" | "B" |
| PD3MS1 | FRONT MOUNT | FIG A | .847 | .945 |
| PD3MS2 | REAR MOUNT | FIG B | .945 | .945 |
| PD3MS3 | FRONT MOUNT | FIG C | .847 | .945 |
| PD3MS1S | FRONT MOUNT | FIG A | .879 | .977 |
| PD3MS2S | REAR MOUNT | FIG B | .977 | .977 |

MATERIALS
HOUSING: NYLON, TYPE 66
MALE PINS: BRASS, SILVER PLATED

CUSTOMER DRAWING
CAD/CAM DWG. NO.
s . pd3ms _ c d
SHEET 1 OF 1

| | | | | | | | | | | | |
|---|--|------------------|----------|----|--|---|-------|--------------|--------|----------------|-------|
| <p>★ STAR SYMBOL DENOTES CRITICAL DIMENSION. SEE S/C ENGINEERING STANDARD ES-0001</p> <p>UNLESS OTHERWISE SPECIFIED</p> <p>1. ALL DIMENSIONS IN INCHES 2. DECIMAL DIMENSIONS ±.005 3. FRACTIONAL DIMENSIONS ±1/2 4. ANGLES ±1/2° 5. ALL DIA'S CONCENTRIC WITHIN .005 T.I.R. 6. REMOVE ALL BURRS 7. MAKE NO DIMENSIONAL ALLOWANCES FOR APPLIED FINISHES, E.G., PLATING, PAINTING, ETC. 8. HOLES ON THE CENTERLINE MUST BE ALIGNED WITH ±.002</p> | | | | | <p>THIS DRAWING DESCRIBES A DESIGN CONSIDERED PROPRIETARY IN NATURE, DEVELOPED AND MANUFACTURED BY SWITCHCRAFT INC. AND IS RELEASED ON A CONFIDENTIAL BASIS FOR IDENTIFICATION PURPOSE ONLY.</p> | | | | | | |
| D | | ECO #17963 | 11-18-92 | RS | GHJ | SIZE | WIDTH | MULT | LBS./M | TEMPER | |
| C | | ECO#17107 | 9-26-91 | LR | EF | FINISH | | MATERIAL | | | |
| B | | ECO #16981 | 7-3-91 | SG | EF | SPEC. NO. | | SEE NOTE | | | |
| A | | RELEASE TO PROD. | 2-25-91 | LR | GHJ | FIRST USED ON | | SCALE | | | |
| ISSUE | | CHANGE NO. | DATE | BY | APP'D | DATE DRAWN | | BY | | CHK'D | APP'D |
| | | | | | | 2-25-91 | | LR | | THS 3-25-91 | |
| | | | | | | NAME | | PART NO. | | ISSUE | |
| | | | | | | MALE 3 CONTACTS STRAIGHT PC MOUNT QG CONNECTOR | | PD3MS SERIES | | D | |

