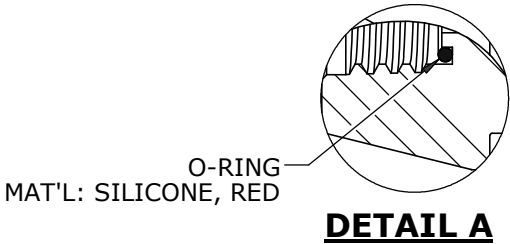
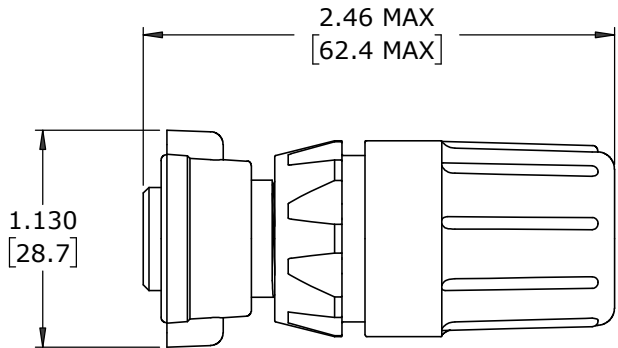
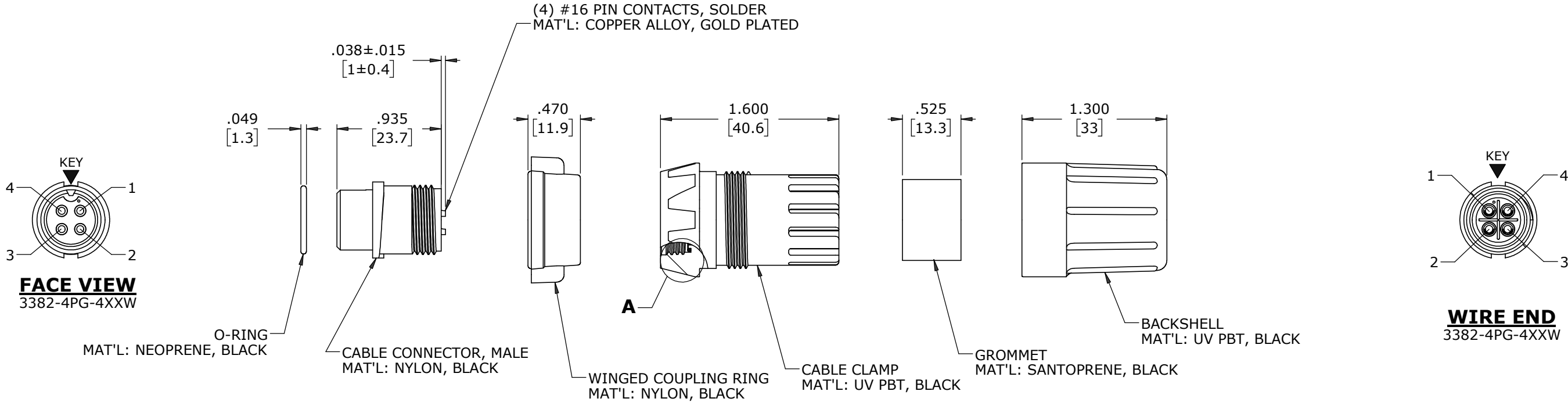


NOTES:

- 1. ALL PARTS TO BE BULK PACKED.
- 2. RED SILICONE O-RING IS LUBRICATED AND INSTALLED INTO GROOVE OF CABLE CLAMP
- 3. CONTACTS ASSEMBLED INTO CONNECTOR
- 4. DIMENSIONS ARE REFERENCE ONLY EXCEPT THOSE WITH A TOLERANCE

ASSEMBLY P/N	GROMMET I.D. / CABLE O.D. RANGE	CONTACTS
3382-4PG-440W	0.400 [10.2] / 0.320 - 0.400 [8.1 - 10.2]	4 #16
3382-4PG-450W	0.500 [12.7] / 0.400 - 0.500 [10.2 - 12.7]	
3382-4PG-457W	0.570 [14.5] / 0.500 - 0.570 [12.7 - 14.5]	



CUSTOMER APPROVAL

THIS DOCUMENT CONTAINS CONFIDENTIAL INFORMATION PROPRIETARY TO CONXALL CORPORATION. ANY REPRODUCTION, DISCLOSURE, OR USE OF THIS DOCUMENT /INFORMATION IS EXPRESSLY PROHIBITED UNLESS AUTHORIZED IN WRITING BY CONXALL CORPORATION.

APPROVED BY: _____

DATE: _____

A	MA	04-18-24	RELEASED PER PDR 22008-2	
	PNK	05-30-23	PRR# P-22008-2	
REV.	INIT.	DATE	DESCRIPTION	
			ALL INFORMATION ILLUSTRATED IS THE PROPERTY OF "CONXALL CORPORATION". UNAUTHORIZED DUPLICATION OR DISTRIBUTION OF THIS DOCUMENT IS PROHIBITED.	<div>conxall</div> <div>601 E. WILDWOOD VILLA PARK, IL 60181</div> <div>TITLE: CABLE CONNECTOR ASS'Y (4) #16 PIN CONTACTS, SOLDER MULTI-CON-X</div> <div>CUSTOMER: STANDARD PRODUCT</div>
			ORIG. DRAWN BY: PNK DATE: 05-30-23 CHECKED BY: _____	
			APPROVED BY: _____	
ALL UNITS ARE IN FEET, INCHES, FRACTION OF INCHES AND DECIMALS.			SCALE: NTS SIZE: B SHEET: 1 OF 1	PART NUMBER: 3382-4PG-4XXW REV A
= CRITICAL CHARACTERISTIC FLAG PER SPEC. XXXX			FILE: 3382-4PG-4XXW DIRECTORY: SLW	

DIMENSIONS IN BRACKETS [] ARE METRIC

RoHS COMPLIANT