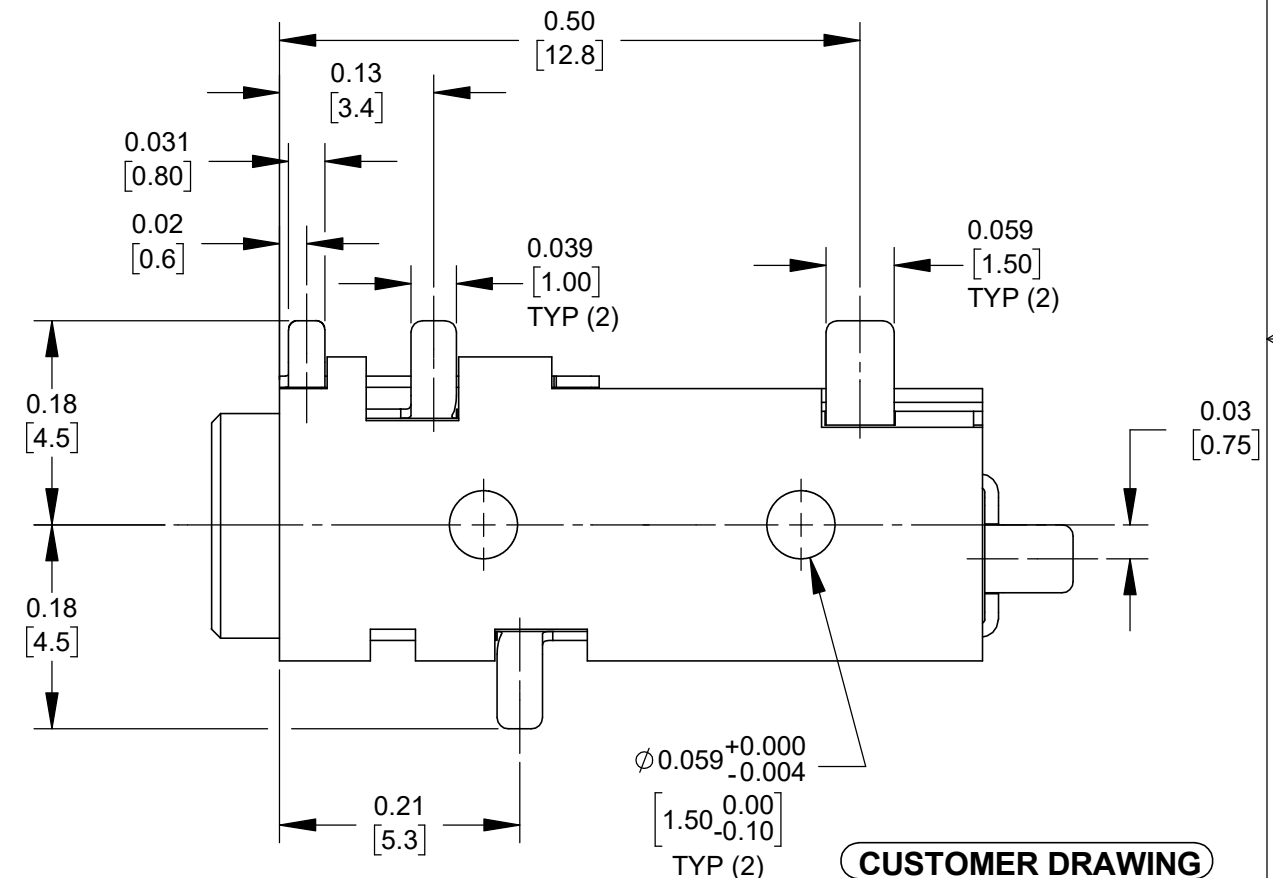


SCHMATIC



CUSTOMER DRAWING

NOTES:

1. MATERIALS:
HOUSING - THERMOPLASTIC, BLACK
TERMINALS - COPPER ALLOY, GOLD PLATED
2. SUPPLIED ON TAPE AND REEL, SEE SHEET 2.
3. THIS PRODUCT IS RoHS COMPLIANT.

**PCB LAYOUT
COMPONENT SIDE**

REV	ECO NUMBER	DATE	BY	APVD
A	28481	03/03/22	PC	TJK
REVISIONS				

UNLESS OTHERWISE SPECIFIED

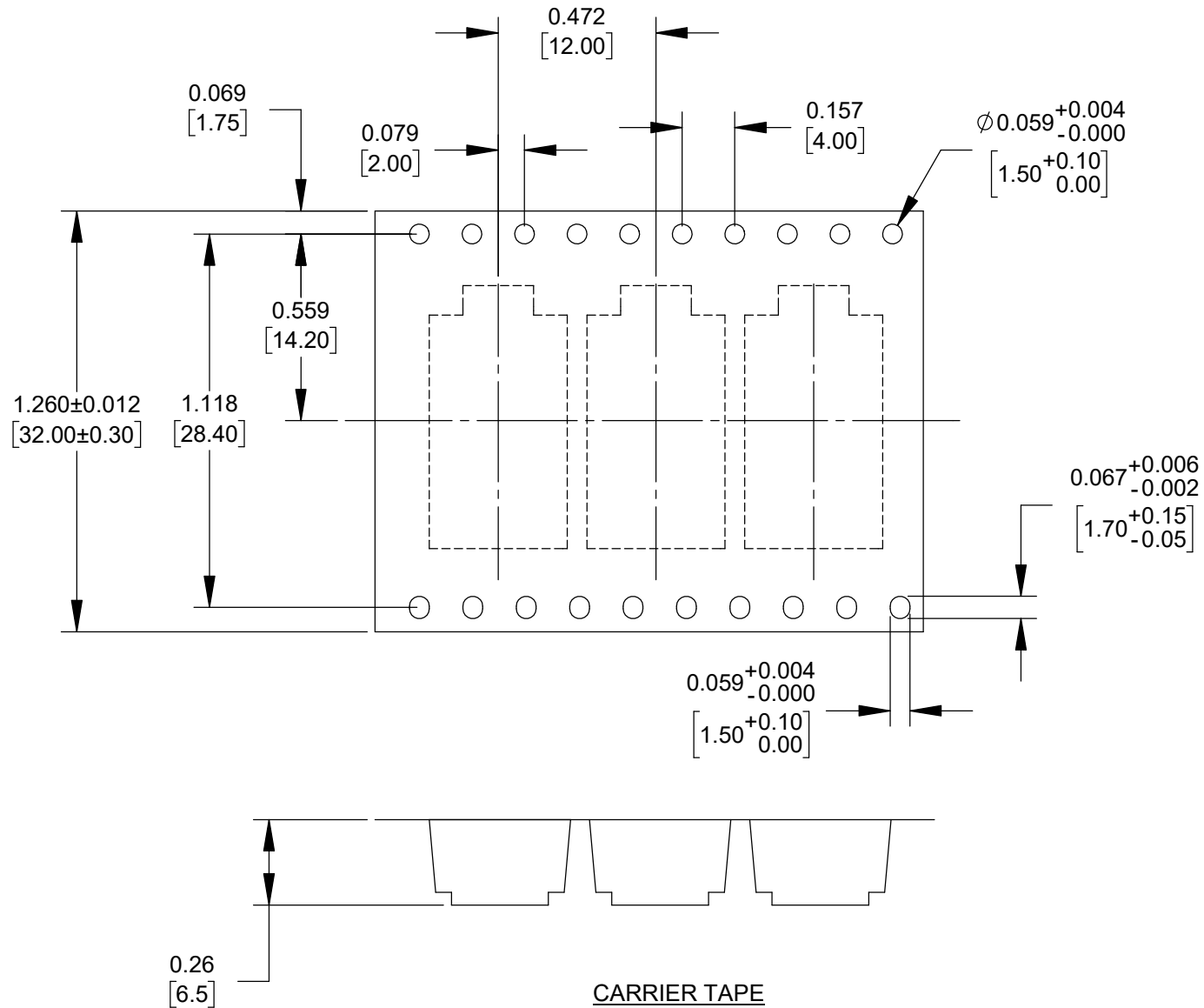
1. ALL DIMENSIONS IN INCHES [mm]
 - TWO PLACE DECIMALS ±0.02 [0.5]
 - THREE PLACE DECIMALS ±0.005 [0.13]

DO NOT SCALE DRAWING

THIS DRAWING DESCRIBES A DESIGN CONSIDERED PROPRIETARY IN NATURE, DEVELOPED AND MANUFACTURED BY SWITCHCRAFT INC. AND IS RELEASED ON A CONFIDENTIAL BASIS FOR IDENTIFICATION PURPOSES ONLY.				
SIZE	WIDTH	MULT	LBS/M	TEMPER
FINISH		MATERIAL		
SPEC No.		SPEC No.		
FIRST USED ON		SCALE		
		6:1		
DATE DRAWN	BY	CHKD	APVD	Switchcraft [®]
10/27/21	TS	TS	TJK	
NAME				SHEET 1 OF 2
3.5MM JACK, 4 CONDUCTOR, SURFACE MOUNT, RoHS				REV
PART No. 35RASMT6CHNTRX				A

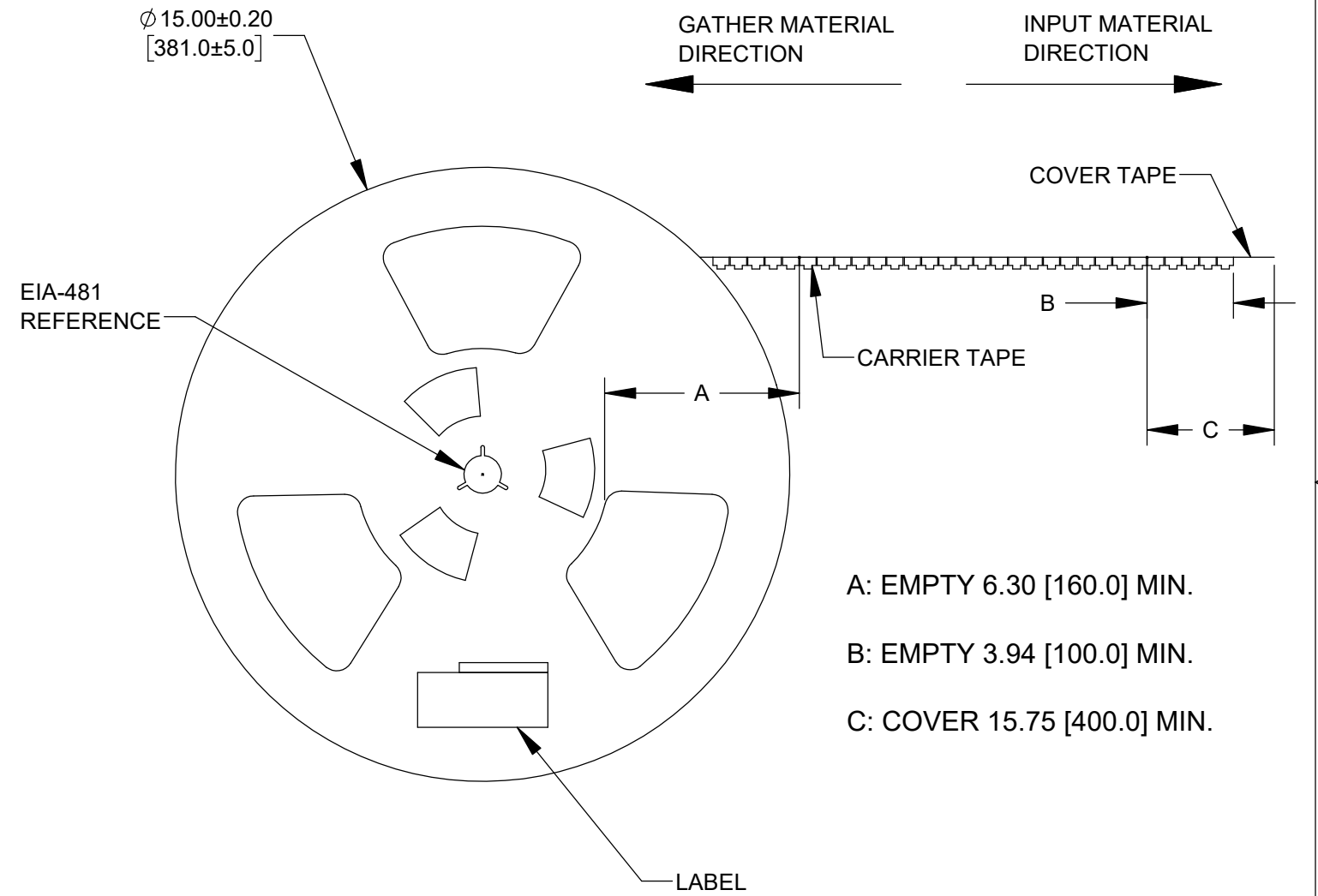
A: CARRIER SIZE

1. DETAIL SIZE REFERENCES: EIA-481
2. SPECIFICATIONS: 32 MM X 12 MM
3. COVER TAPE: SPECIFICATION ATTACHED (CONDUCTIVE)



B: REEL SIZE

1. QUANTITY: 1000 PCS/REEL
2. MATERIAL: THERMOPLASTIC



- A: EMPTY 6.30 [160.0] MIN.
- B: EMPTY 3.94 [100.0] MIN.
- C: COVER 15.75 [400.0] MIN.

CUSTOMER DRAWING

SCALE 2:1	Switchcraft®	
DATE DRAWN 10/27/21		
DRAWN BY TJK	PART No. 35RASMT6CHNTRX	REV A