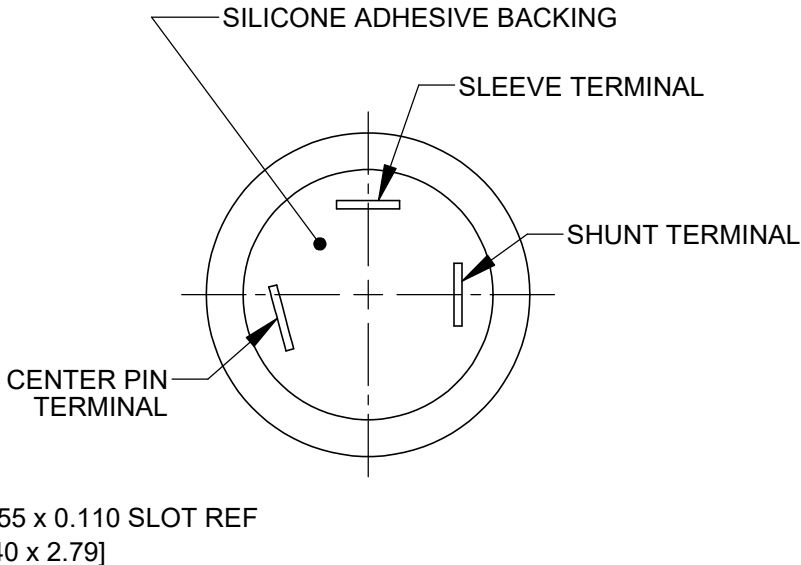
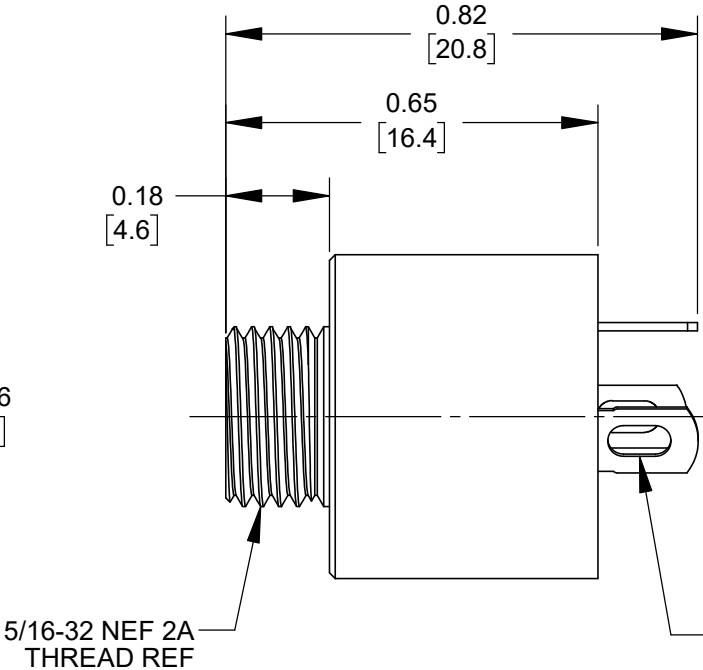
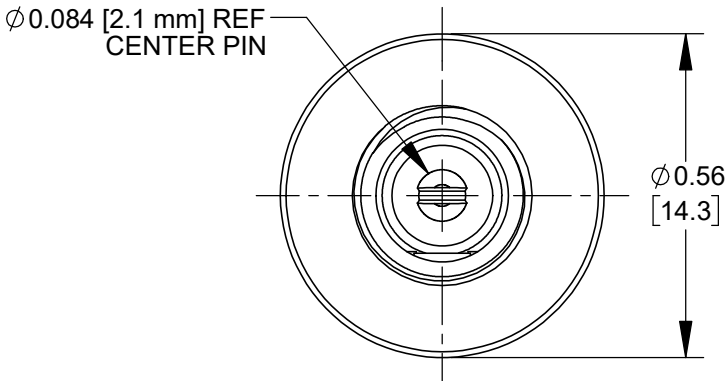
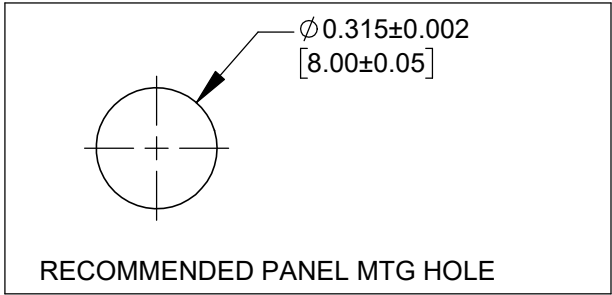
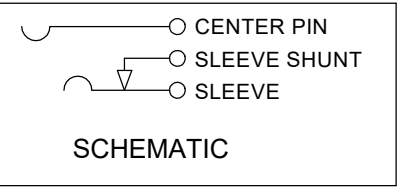
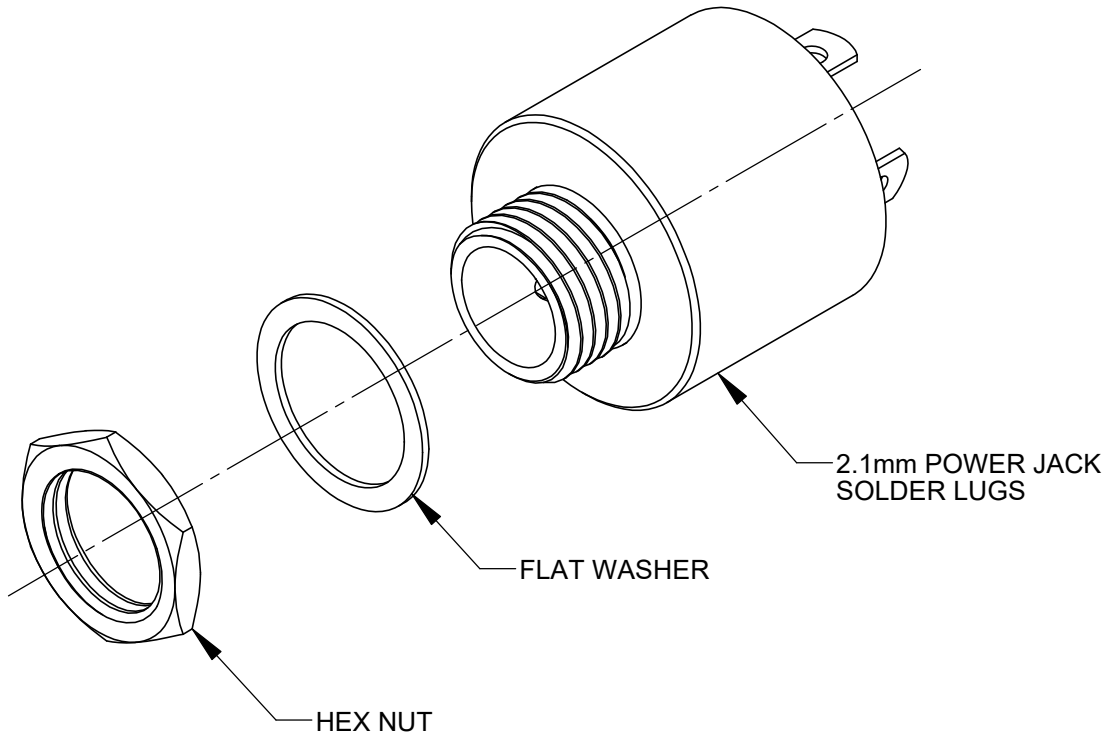


PART NUMBER	DESCRIPTION	SWITCHCRAFT MATING 2.1mm POWER PLUGS
721AU	2.1mm POWER JACK, SOLDER LUGS	762, 763, 762K, 763K



NOTES:

- DIMENSIONS SHOWN FOR REFERENCE ONLY.
- HEX NUT AND FLAT WASHER SUPPLIED UNASSEMBLED.
- MATERIAL:
HOUSING, HEX NUT - COPPER ALLOY, NICKEL PLATED
INSULATOR HOUSING - THERMOPLASTIC, RED
TERMINAL INSULATORS - PHENOLIC
FLAT WASHER - STEEL, NICKEL PLATED
PIN, SPRING, TERMINALS - COPPER ALLOY, SILVER PLATED
SEAL COVER, O-RING - SILICONE, BLACK
POTTING COMPOUND - SILICONE ADHESIVE, LIGHT GRAY
- IT IS RECOMMENDED THAT THE JACK MOUNTING NUT BE TIGHTENED SNUG BY HAND BEFORE APPLYING A FINAL TIGHTENING TORQUE OF 3-4 LB-IN USING HAND TOOLS ONLY. POWER DRIVER OR IMPACT DRIVERS ARE NOT RECOMMENDED.
- THIS PRODUCT IS RoHS COMPLIANT.

CUSTOMER DRAWING

						THIS DRAWING DESCRIBES A DESIGN CONSIDERED PROPRIETARY IN NATURE, DEVELOPED AND MANUFACTURED BY SWITCHCRAFT INC. AND IS RELEASED ON A CONFIDENTIAL BASIS FOR IDENTIFICATION PURPOSES ONLY.															
						UNLESS OTHERWISE SPECIFIED 1. ALL DIMENSIONS IN INCHES [mm] - TWO PLACE DECIMALS ±0.02 [0.5] - THREE PLACE DECIMALS ±0.005 [0.13]	SIZE		WIDTH		MULT		LBS/M		TEMPER						
					FINISH						MATERIAL										
					SPEC No.						SPEC No.										
					FIRST USED ON				SCALE 3:1		Switchcraft®										
					DATE DRAWN		BY	CHKD		APVD											
					5/23/24		PNK	PNK		SRC											
A	28689	07/16/24	PC	TJK				5/23/24		5/23/24		SHEET 1 OF 1									
REV	ECO NUMBER	DATE	BY	APVD				NAME		2.1mm POWER JACKS		PART No.				REV					
REVISIONS					DO NOT SCALE DRAWING					SOLDER LUGS, SEALED UNMATED, RoHS						721AU				A	