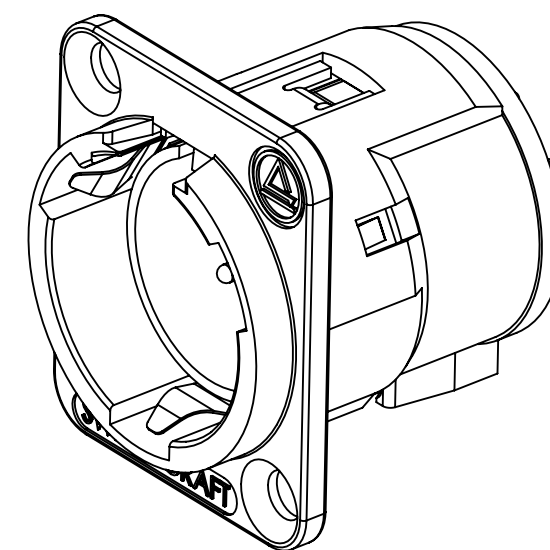
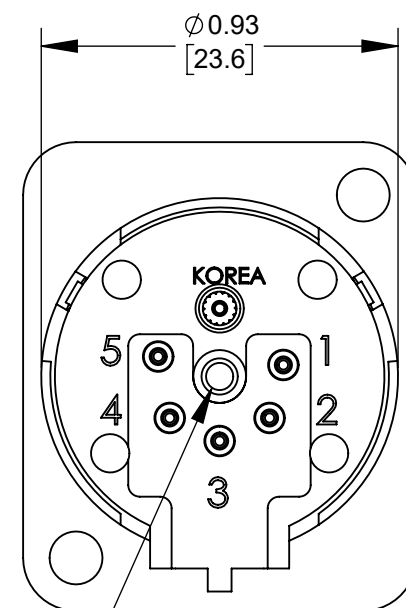
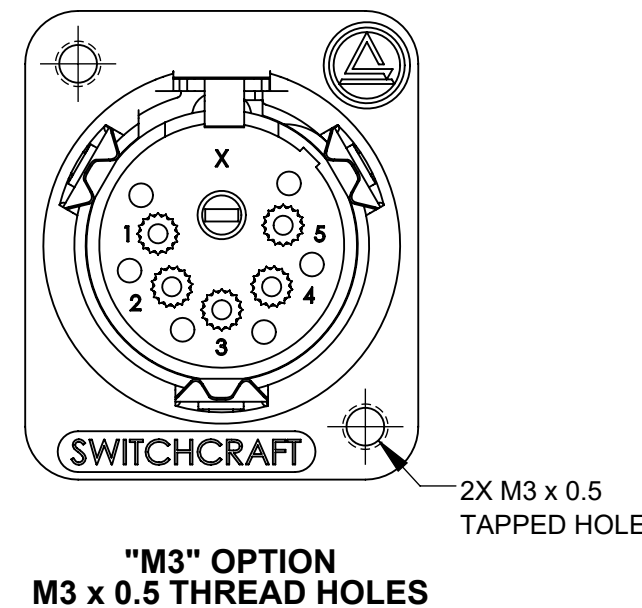
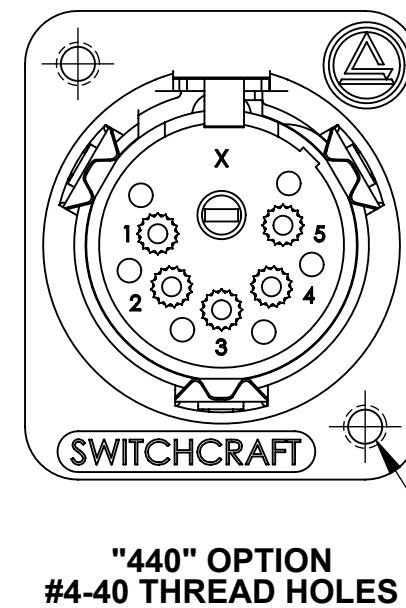
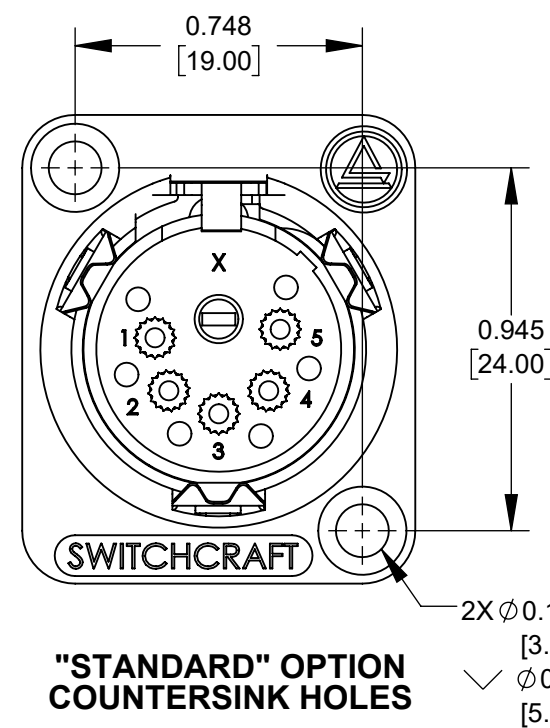
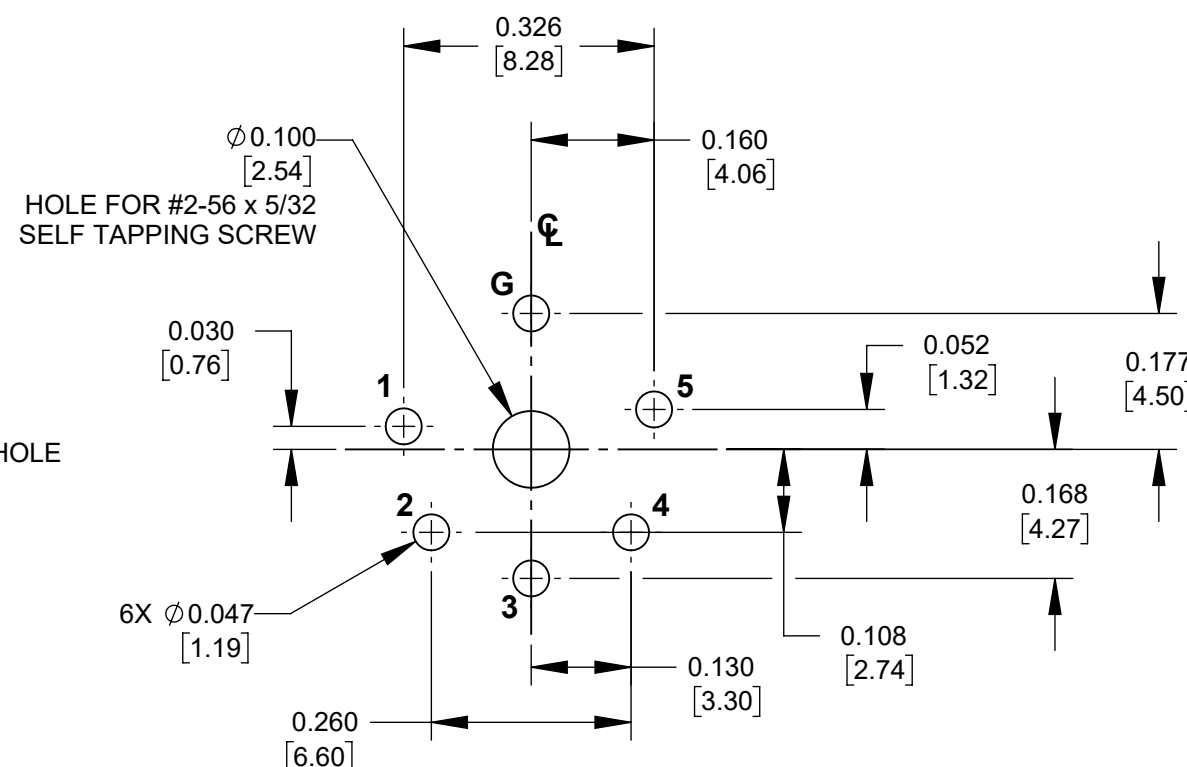


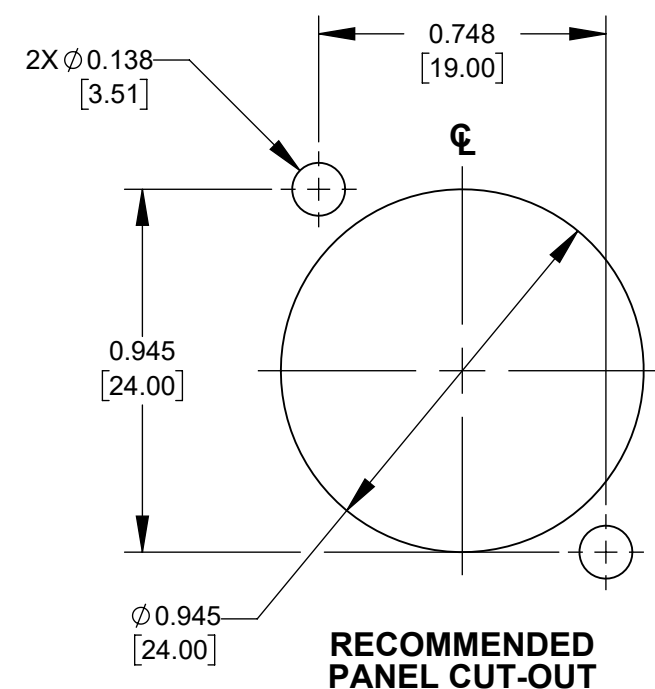
- NOTES:
- MATERIALS:
HOUSING - ZINC ALLOY. SEE P/N MATRIX FOR FINISH.
INSULATOR - BLACK THERMOPLASTIC
GROUND PIN - SILVER PLATED COPPER ALLOY
PIN CONTACT - BRASS. SEE P/N MATRIX FOR FINISH.
 - THESE PRODUCTS ARE RoHS COMPLIANT.



E5MST SHOWN



PCB LAYOUT
COMPONENT SIDE
SCALE 4 : 1



RECOMMENDED
PANEL CUT-OUT

CUSTOMER DRAWING

						THIS DRAWING DESCRIBES A DESIGN CONSIDERED PROPRIETARY IN NATURE, DEVELOPED AND MANUFACTURED BY SWITCHCRAFT INC. AND IS RELEASED ON A CONFIDENTIAL BASIS FOR IDENTIFICATION PURPOSES ONLY.																		
						UNLESS OTHERWISE SPECIFIED					SIZE		WIDTH		MULT		LBS/M		TEMPER					
						1. ALL DIMENSIONS IN INCHES [mm] - TWO PLACE DECIMALS ±0.02 [0.5] - THREE PLACE DECIMALS ±0.005 [0.13]					FINISH				MATERIAL									
											SPEC No.										SPEC No.			
											FIRST USED ON				SCALE				Switchcraft®					
															2:1									
B	25747	11-07-07	PC	TJK							DATE DRAWN		BY		CHKD		APVD							
A	25171	11-04-05	PC	TJK							02/26/25		PC		PC		TJK							
													02/26/25		02/26/25				SHEET 1 OF 1					
REV	ECO NUMBER	DATE	BY	APVD							NAME						PART No.						REV	
											E SERIES CONNECTOR, 5 POS. PCB TERMINATION, PIN CONTACTS, RoHS						E5MST_SERIES						B	
											DO NOT SCALE DRAWING													

SolidWorks CAD File

