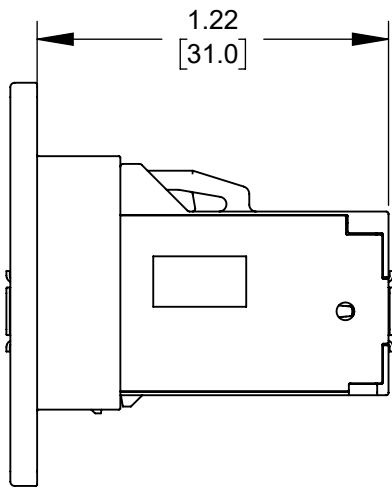
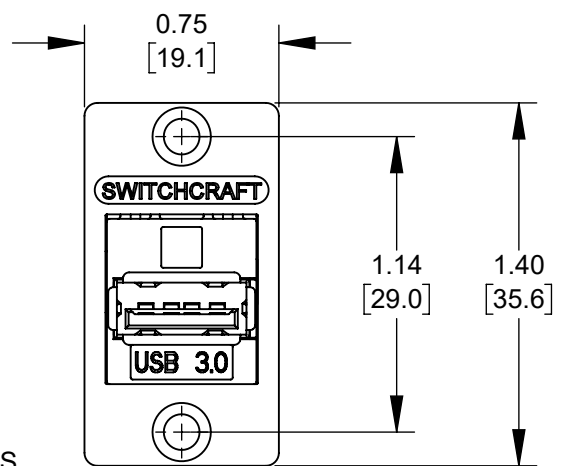
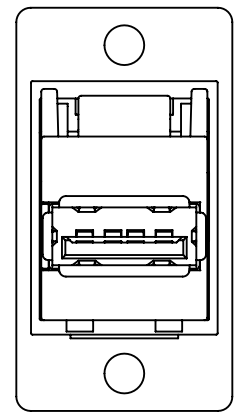


**RECOMMENDED
PANEL CUT-OUT**
(2) PLACES



NOTES

1. RoHS COMPLIANT.
2. MATERIAL
 1. HOUSING: ZINC ALLOY, BLACK
 2. INSERT: THERMOPLASTIC, BLACK

CUSTOMER DRAWING

★ STAR SYMBOL DENOTES CRITICAL DIMENSION

THIS DRAWING DESCRIBES A DESIGN CONSIDERED PROPRIETARY IN NATURE, DEVELOPED AND MANUFACTURED BY SWITCHCRAFT INC. AND IS RELEASED ON A CONFIDENTIAL BASIS FOR IDENTIFICATION PURPOSES ONLY.

- UNLESS OTHERWISE SPECIFIED
1. ALL DIMENSIONS IN INCHES
 - TWO PLACE DECIMALS ±0.01
 - THREE PLACE DECIMALS ±0.005
 - ANGLES ±1°
 - ALL DIA. CONCENTRIC WITHIN 0.005 T.I.R.
 2. FEATURES ON THE SAME CENTERLINE MUST BE ALIGNED WITHIN ±0.002
 3. REMOVE ALL BURRS

SIZE *	WIDTH *	MULT *	LBS/M *	TEMPER *
FINISH *			MATERIAL *	
SPEC No. *			SPEC No. *	
FIRST USED ON *		SCALE 1.5:1		
DATE DRAWN	BY	CHKD	APVD	
12/19/22	ONB	ONB	12/19/22	
NAME			PART No.	REV
NH SERIES USB3 COUPLER			NHUSB3AAB_CD	0A

Switchcraft®

SHEET 1 OF 1

REV	ECO NUMBER	DATE	BY	APVD
0A	P-21002B-1	12/9/21	NS	SRC
REVISIONS				

DO NOT SCALE DRAWING

SolidWorks CAD File



ROUTING 146 112

