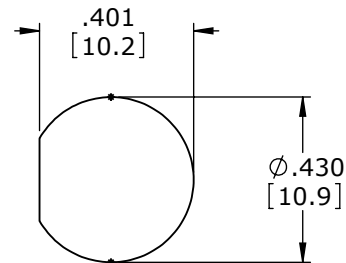
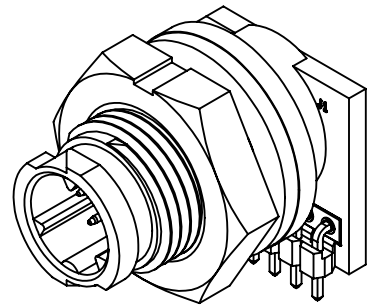
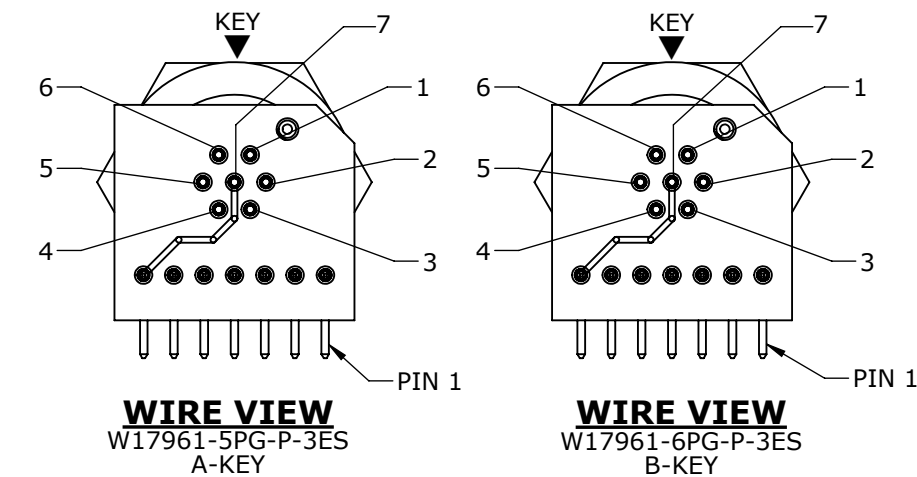
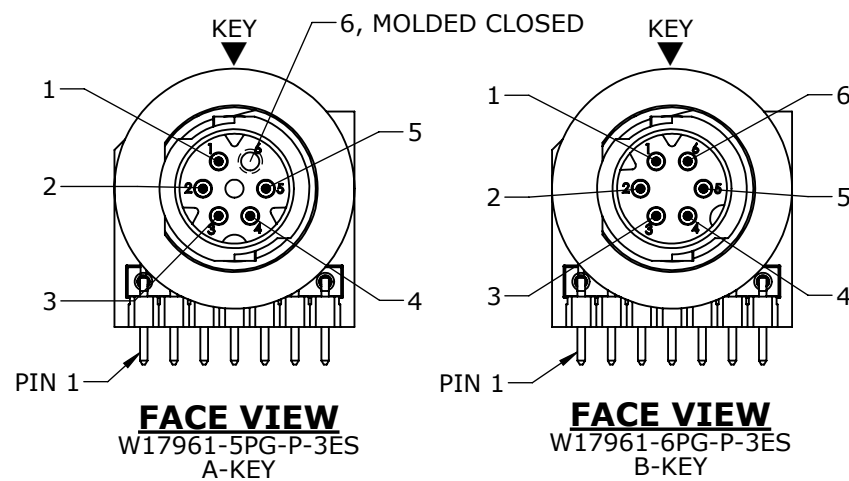


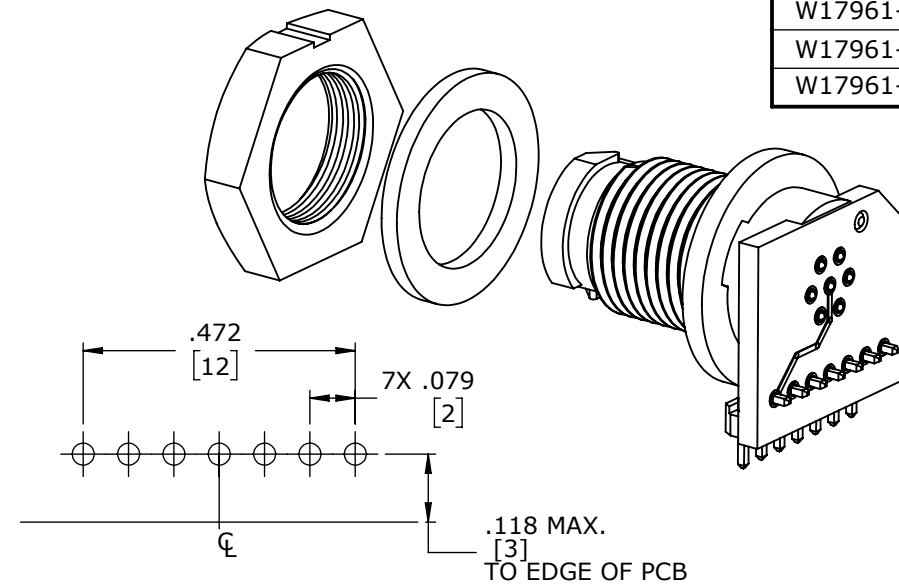
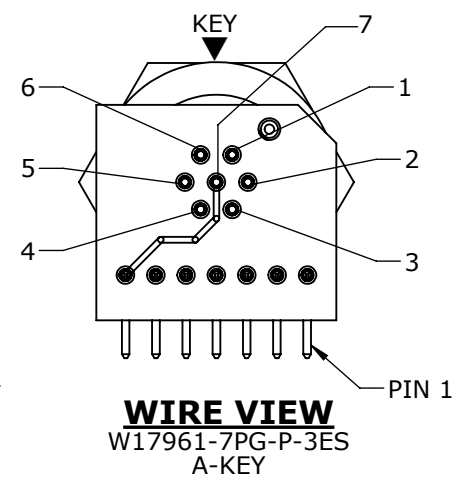
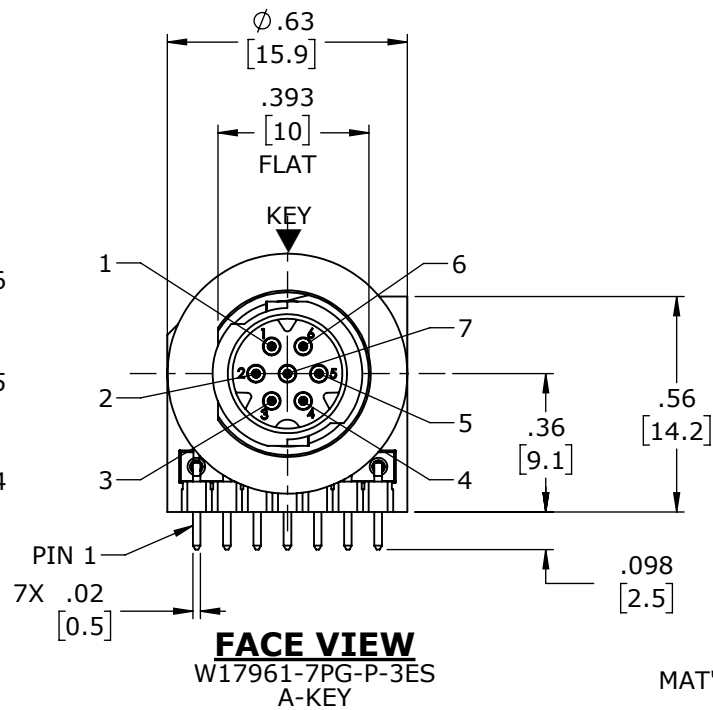
- NOTES:
1. PANEL CONNECTORS TO BE PACKED IN PARTITIONED BOX, 100 PC PER BOX.
  2. ALL HOLES REQUIRED REGARDLESS OF NUMBER OF POSITIONS OF CONNECTOR.
  3. HEX NUT AND GASKET SHIPPED UNASSEMBLED
  4. HEX NUT TIGHTENING TORQUE: 9 IN./LB MAX.
  5. CURRENT RATING: 3.0 AMP
  6. TEMPERATURE RATING: -40°C TO +85°C (-40°F TO +185°F)
  7. MATERIALS:  
PANEL CONNECTOR, HEX NUT, SPACER: UV PBT  
GASKET: RUBBER  
CONTACTS: COPPER ALLOY, GOLD PLATED  
PCB: FR-4  
HEADER INSULATOR: THERMOPLASTIC, UL94V-0
  8. REAR WELL OF PANEL CONNECTOR TO BE FILLED WITH EPOXY.
  9. SEE DRAWING HPMCSTD FOR HOLE PATTERN.
  10. ALL DIMENSIONS ARE FOR REFERENCE ONLY UNLESS TOLERANCE SPECIFIED.



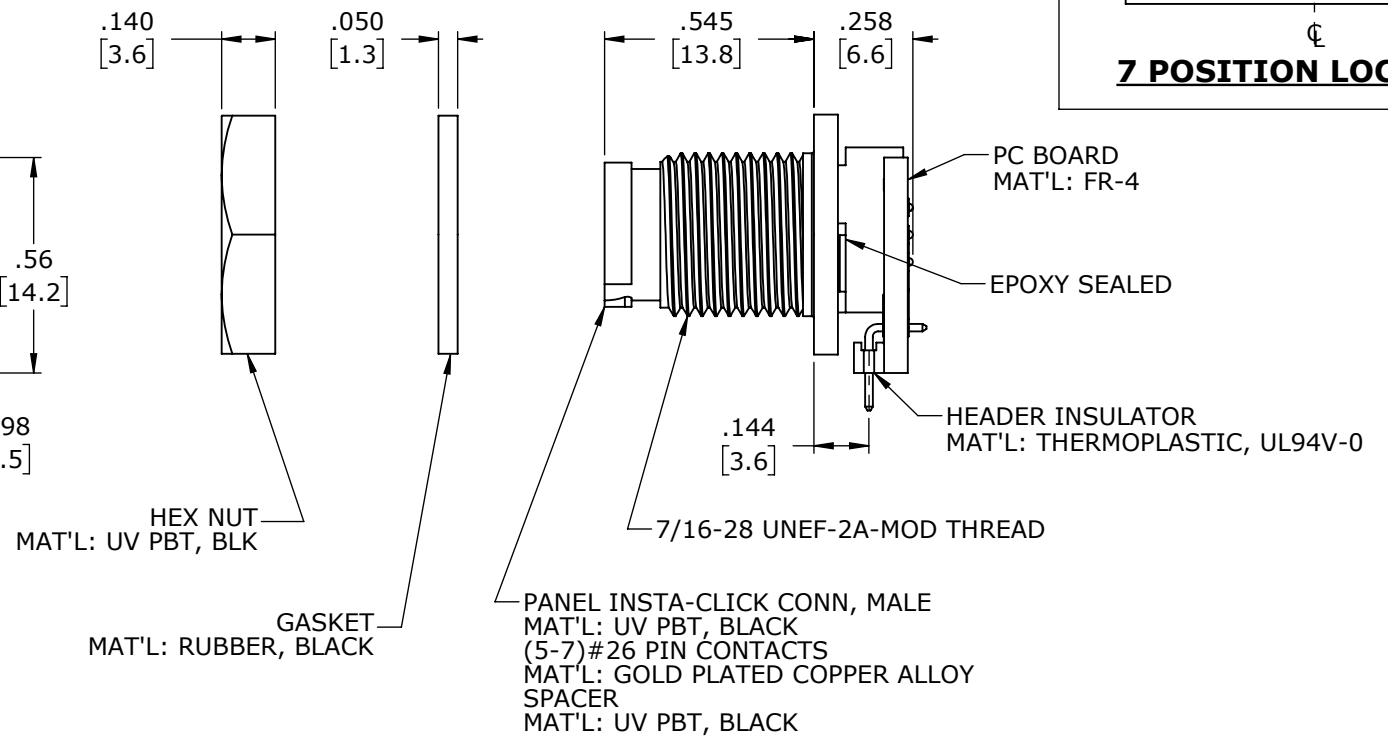
**RECOMMENDED  
PANEL CUT-OUT**  
TOLERANCE: ±.003



**SHOWN ASSEMBLED**  
FOR CUSTOMER REFERENCE ONLY

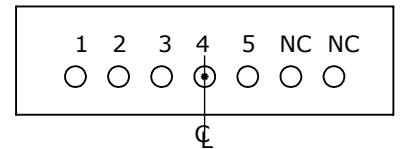


**RECOMMENDED PCB LAYOUT**  
PCB COMPONENT SIDE  
NOTE 2

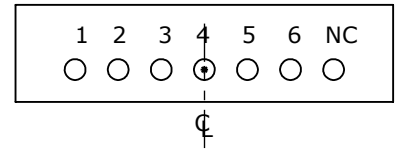


ASS'Y P/N	CONTACT QTY.	KEY STYLE
W17961-5PG-P-3ES	5	A-KEY
W17961-6PG-P-3ES	6	B-KEY
W17961-7PG-P-3ES	7	A-KEY

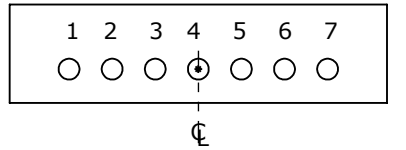
NUMBER OF CONTACTS



**5 POSITION LOCATIONS**



**6 POSITION LOCATIONS**



**7 POSITION LOCATIONS**

**CUSTOMER APPROVAL**

THIS DOCUMENT CONTAINS CONFIDENTIAL INFORMATION PROPRIETARY TO CONXALL CORPORATION. ANY REPRODUCTION, DISCLOSURE, OR USE OF THIS DOCUMENT /INFORMATION IS EXPRESSLY PROHIBITED UNLESS AUTHORIZED IN WRITING BY CONXALL CORPORATION.

APPROVED BY: \_\_\_\_\_

DATE: \_\_\_\_\_

A	AN	11-24-25	DRAWING RELEASED PER PDR P-21001-5	
	JWM	08-29-25	INITIAL RELEASE PER 21001	
REV.	INIT.	DATE	DESCRIPTION	
AB		09-23-21	ORIG. DRAWN BY: DATE: 09-23-21	
ALL INFORMATION ILLUSTRATED IS THE PROPERTY OF "CONXALL CORPORATION." UNAUTHORIZED DUPLICATION OR DISTRIBUTION OF THIS DOCUMENT IS PROHIBITED.			CHECKED BY:	
ALL UNITS ARE IN FEET, INCHES, FRACTION OF INCHES AND DECIMALS.			APPROVED BY:	
SCALE	SIZE	SHEET	TITLE: PANEL CONNECTOR ASSEMBLY (5-7) #26 PIN CONTACTS INSTA CLICK™ MICRO-CON-X, A-KEY & B-KEY	
NTS	B	1 OF 1		
FILE:	DIRECTORY:	PART NUMBER:	W17961-XPG-P-3ES	
W17961-XPG-P-3ES	SLW		REV A	

DIMENSIONS IN BRACKET [ ] ARE METRIC.

**RoHS COMPLIANT**

➤ - CRITICAL CHARACTERISTIC FLAG PER SPEC. XXXX