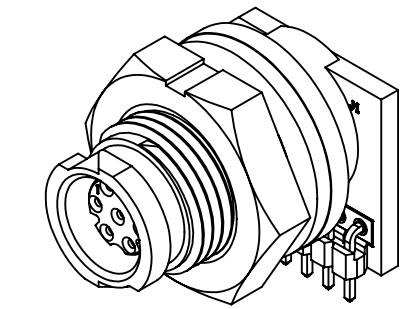
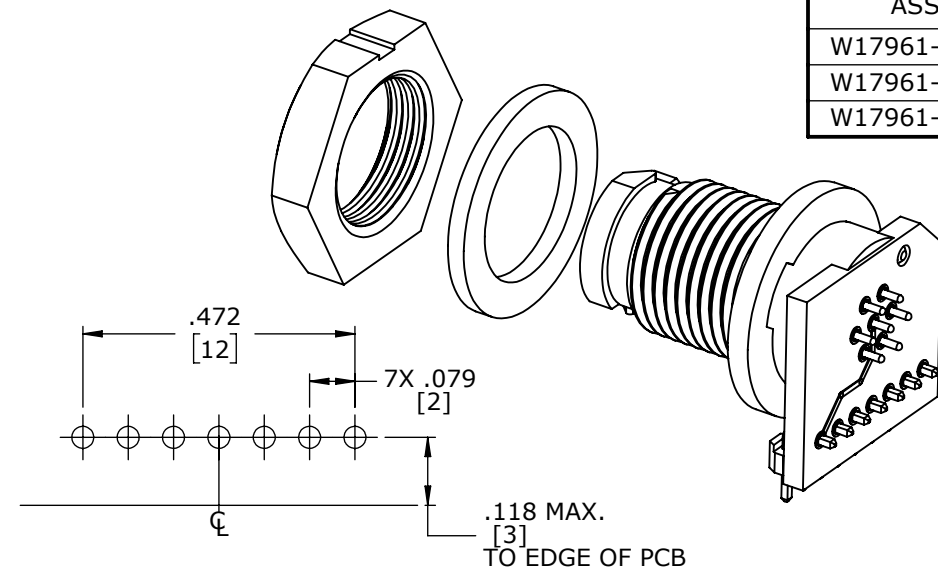


NOTES:

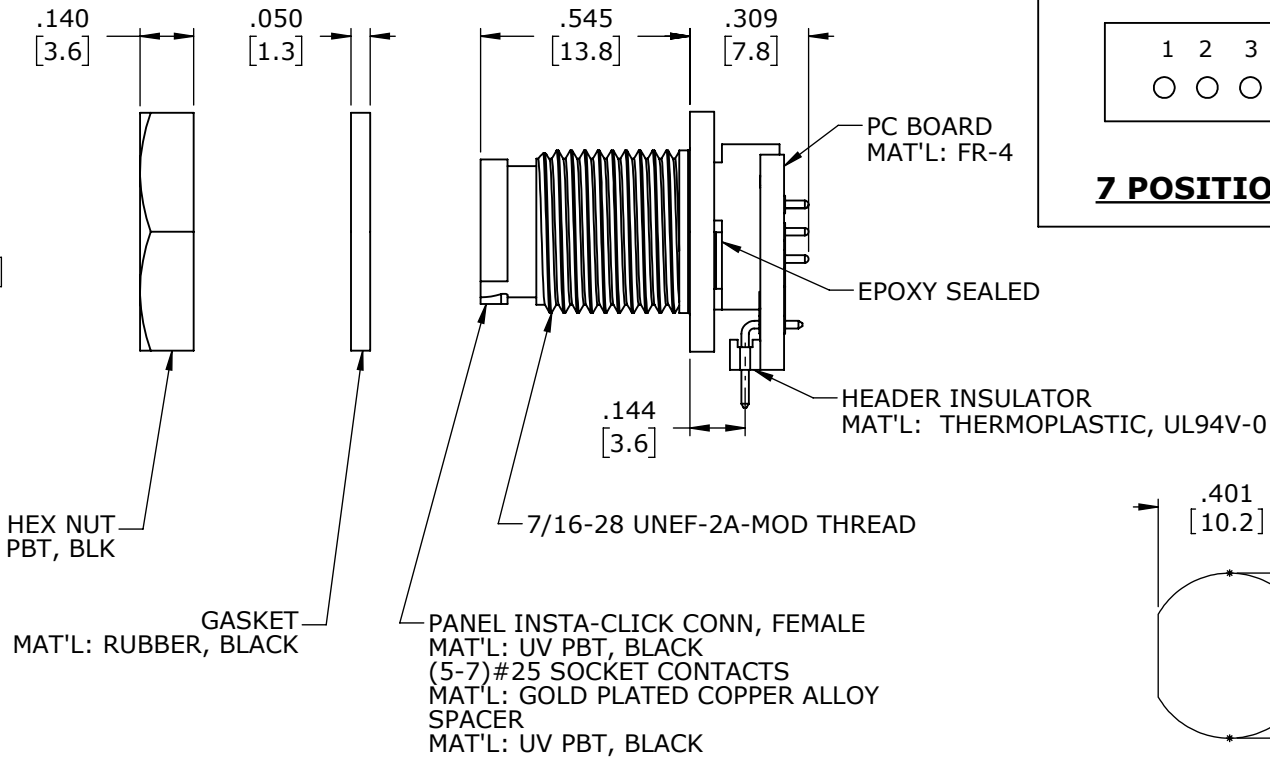
1. PANEL CONNECTORS TO BE PACKED IN PARTITIONED BOX, 100 PC PER BOX.
2. ALL HOLES REQUIRED REGARDLESS OF NUMBER OF POSITIONS OF CONNECTOR.
3. HEX NUT AND GASKET SHIPPED UNASSEMBLED
4. HEX NUT TIGHTENING TORQUE: 9 IN./LB MAX.
5. CURRENT RATING: 3.0 AMP
6. TEMPERATURE RATING: -40°C TO +85°C (-40°F TO +185°F)
7. MATERIALS:
PANEL CONNECTOR, HEX NUT, SPACER: UV PBT
GASKET: RUBBER
CONTACTS: COPPER ALLOY, GOLD PLATED
PCB: FR-4
HEADER INSULATOR: THERMOPLASTIC, UL94V-0
8. REAR WELL OF PANEL CONNECTOR TO BE FILLED WITH EPOXY.
9. SEE DRAWING HPMCSTD FOR HOLE PATTERN.
10. ALL DIMENSIONS ARE FOR REFERENCE ONLY UNLESS TOLERANCE SPECIFIED.



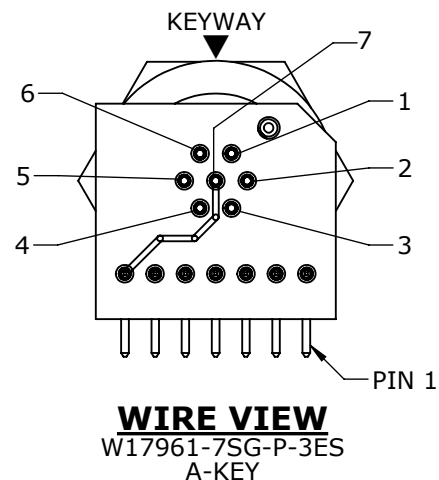
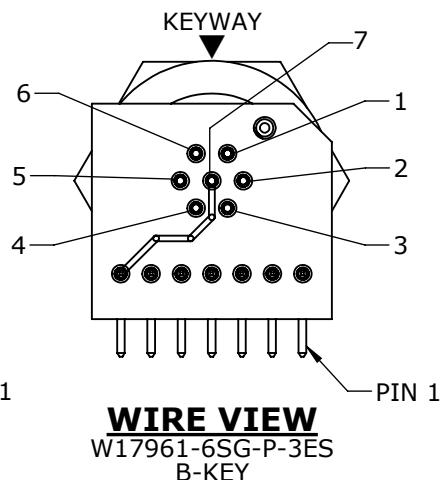
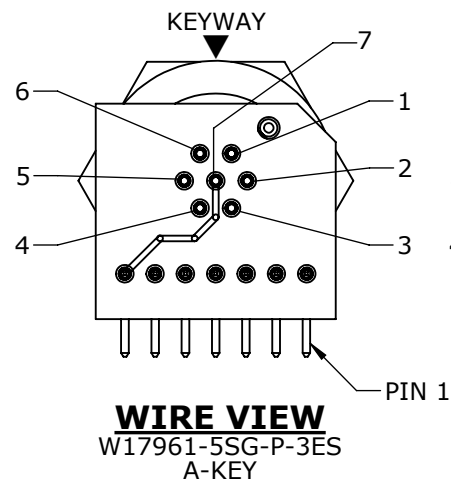
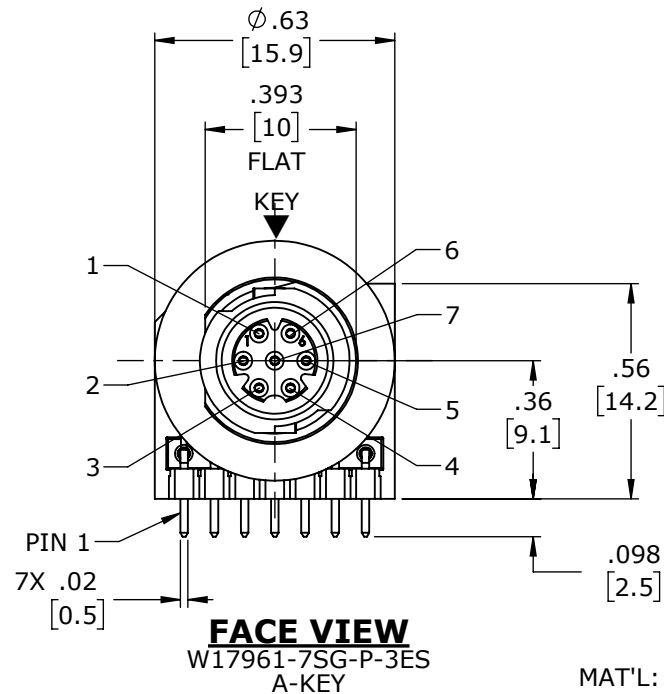
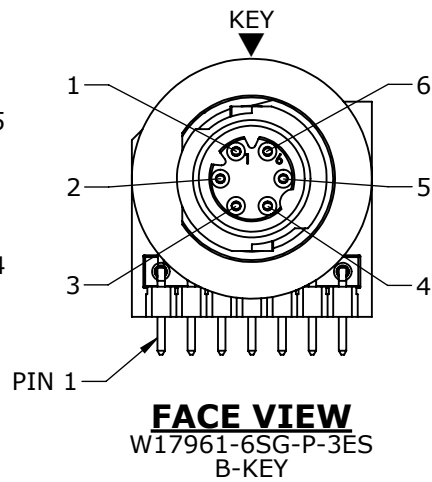
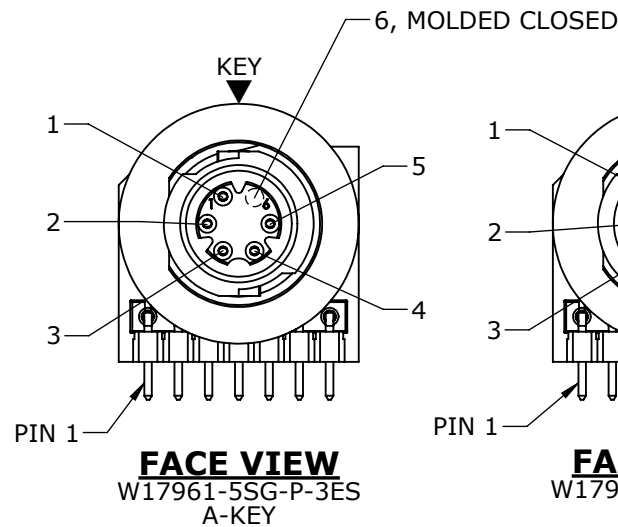
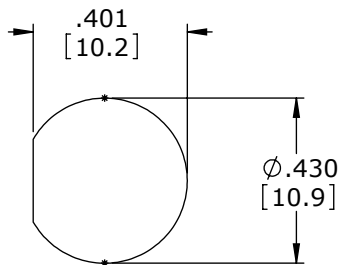
SHOWN ASSEMBLED
FOR CUSTOMER REFERENCE ONLY

**RECOMMENDED PCB LAYOUT**

PCB COMPONENT SIDE
NOTE 2



**RECOMMENDED
PANEL CUT-OUT
TOLERANCE: ±.003**

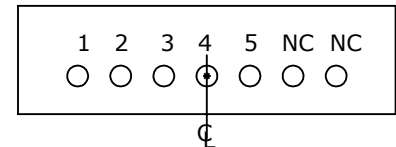
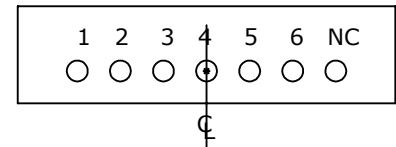
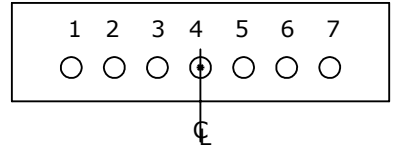


DIMENSIONS IN BRACKET [] ARE METRIC.

RoHS COMPLIANT

ASS'Y P/N	CONTACT QTY.	KEY STYLE
W17961-5SG-P-3ES	5	A-KEY
W17961-6SG-P-3ES	6	B-KEY
W17961-7SG-P-3ES	7	A-KEY

NUMBER OF CONTACTS

**5 POSITION LOCATIONS****6 POSITION LOCATIONS****7 POSITION LOCATIONS****CUSTOMER APPROVAL**

THIS DOCUMENT CONTAINS CONFIDENTIAL INFORMATION PROPRIETARY TO CONXALL CORPORATION. ANY REPRODUCTION, DISCLOSURE, OR USE OF THIS DOCUMENT /INFORMATION IS EXPRESSLY PROHIBITED UNLESS AUTHORIZED IN WRITING BY CONXALL CORPORATION.

APPROVED BY: _____

DATE: _____

A	AN	11-19-25	DRAWING RELEASED PER PDR P-21001-5	
	JWM	08-29-25	INITIAL RELEASE PER 21001	
REV.	INIT.	DATE	DESCRIPTION	
AB		09-23-21	ORIG. DRAWN BY: DATE: 09-23-21	
			CHECKED BY:	
			APPROVED BY:	
			TITLE: PANEL CONNECTOR R/A ASSEMBLY (5-7) #26 SKT CONTACTS INSTA CLICK™ MICRO-CON-X, A-KEY & B-KEY	
			CUSTOMER: STANDARD PRODUCT	
			PART NUMBER: W17961-XSG-P-3ES	
			REV A	